

# 2017 NSAA Wrestling Championships

## Final Team Scores

### Class D

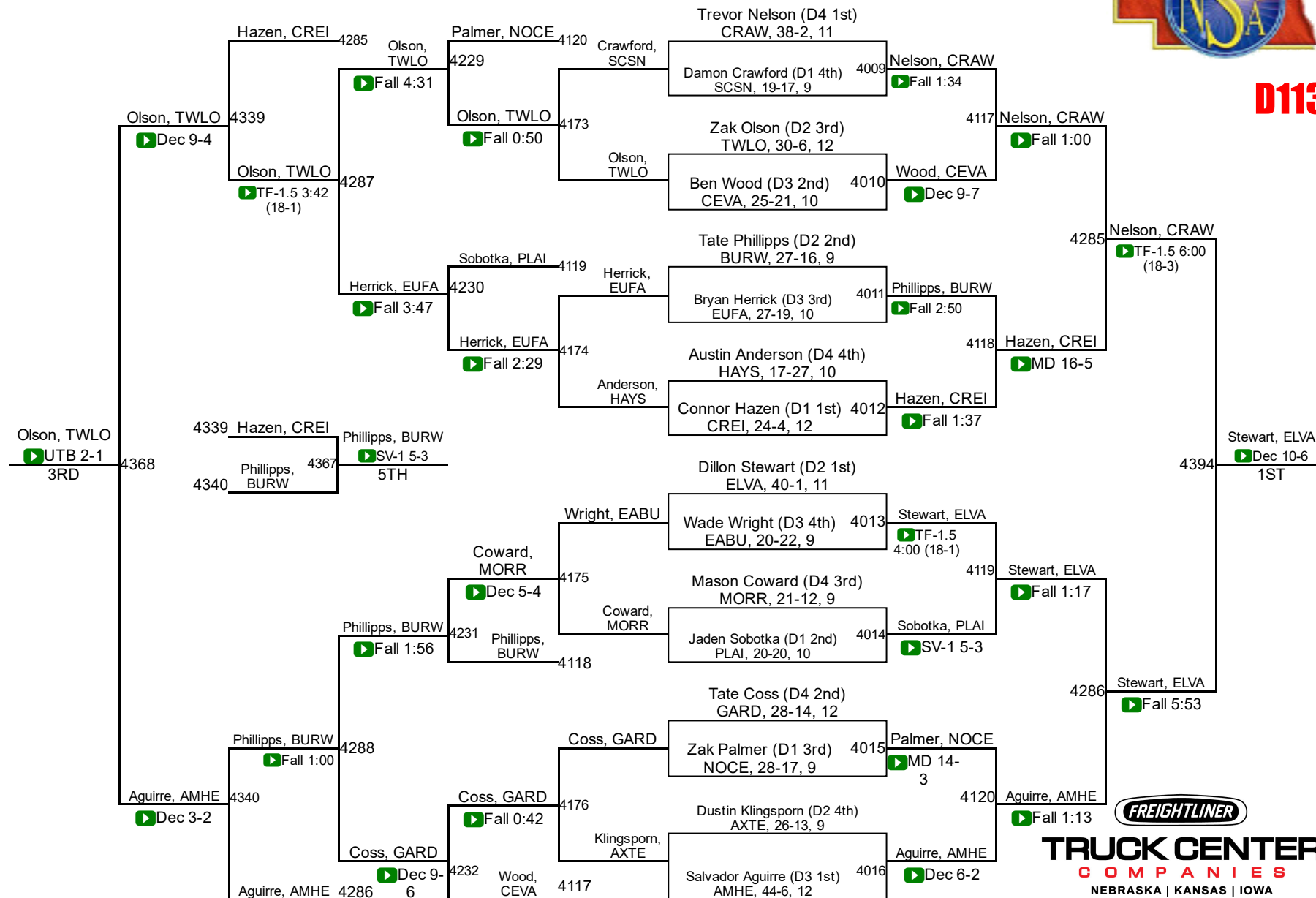
|     |                            |       |  |     |                    |      |
|-----|----------------------------|-------|--|-----|--------------------|------|
| 1.  | Burwell                    | 149.0 |  | 33. | Howells-Dodge      | 20.0 |
| 2.  | Amherst                    | 131.0 |  | 33. | Pender             | 20.0 |
| 3.  | Plainview                  | 84.5  |  | 36. | Morrill            | 19.0 |
| 4.  | High Plains Community      | 81.0  |  | 37. | Weeping Water      | 18.0 |
| 5.  | Elkhorn Valley             | 79.0  |  | 38. | Central Valley     | 17.0 |
| 6.  | North Platte St. Patrick's | 58.5  |  | 39. | Sandhills/Theford  | 15.0 |
| 7.  | Elm Creek                  | 57.0  |  | 40. | Medicine Valley    | 14.0 |
| 8.  | Palmer                     | 51.0  |  | 40. | Overton            | 14.0 |
| 9.  | East Butler                | 48.0  |  | 42. | Arapahoe           | 13.0 |
| 10. | Franklin                   | 47.0  |  | 43. | Archbishop Bergan  | 12.0 |
| 11. | Creighton                  | 46.0  |  | 44. | Tri County         | 9.0  |
| 12. | West Holt                  | 45.5  |  | 45. | Niobrara/Verdigre  | 8.0  |
| 13. | Sutherland                 | 42.0  |  | 46. | Fullerton          | 7.0  |
| 14. | Oakland-Craig              | 40.0  |  | 47. | Eustis-Farnam      | 6.0  |
| 15. | Ansley/Litchfield          | 37.0  |  | 47. | Hitchcock County   | 6.0  |
| 16. | Axtell                     | 35.0  |  | 47. | North Central      | 6.0  |
| 17. | Neligh-Oakdale             | 34.5  |  | 50. | Freeman            | 5.0  |
| 18. | Cambridge                  | 34.0  |  | 50. | Guardian Angels CC | 5.0  |
| 18. | Nebraska Christian         | 34.0  |  | 50. | Stapleton          | 5.0  |
| 18. | Southwest                  | 34.0  |  | 53. | Garden County      | 4.0  |
| 21. | Pleasanton                 | 33.0  |  | 54. | Clearwater-Orchard | 3.0  |
| 22. | Bayard                     | 31.0  |  | 54. | Maxwell            | 3.0  |
| 23. | St. Mary's                 | 29.0  |  | 54. | Osmond             | 3.0  |
| 24. | Thayer Central             | 28.0  |  | 54. | South Loup         | 3.0  |
| 25. | Mullen                     | 26.0  |  | 58. | Southern           | 2.0  |
| 26. | Crawford                   | 25.5  |  | 59. | Elwood             | 1.0  |
| 27. | Perkins County             | 25.0  |  | 59. | Harvard            | 1.0  |
| 27. | Superior                   | 25.0  |  | 61. | Alma               | 0.0  |
| 27. | Winside                    | 25.0  |  | 61. | Hay Springs        | 0.0  |
| 30. | Randolph                   | 23.0  |  | 61. | Minatare           | 0.0  |
| 31. | Twin Loup                  | 22.5  |  | 61. | Scribner-Snyder    | 0.0  |
| 32. | Hemingford                 | 22.0  |  | 61. | Wauneta-Palisade   | 0.0  |
| 33. | Dundy County Stratton      | 20.0  |  |     |                    |      |



# 2017 NSAA Championships



**D113**



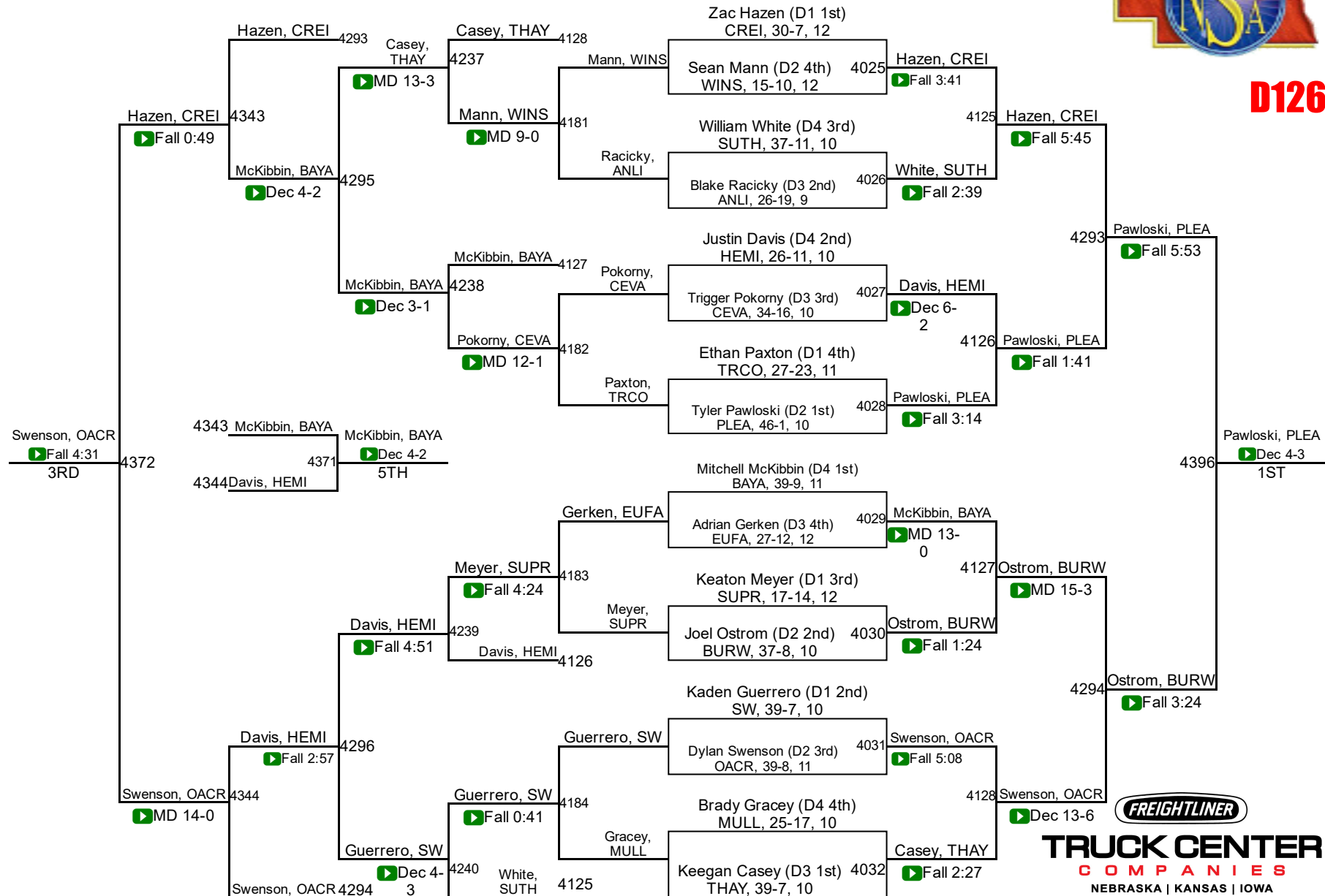
**TRUCK CENTER**  
COMPANIES  
NEBRASKA | KANSAS | IOWA



# 2017 NSAA Championships



**D126**

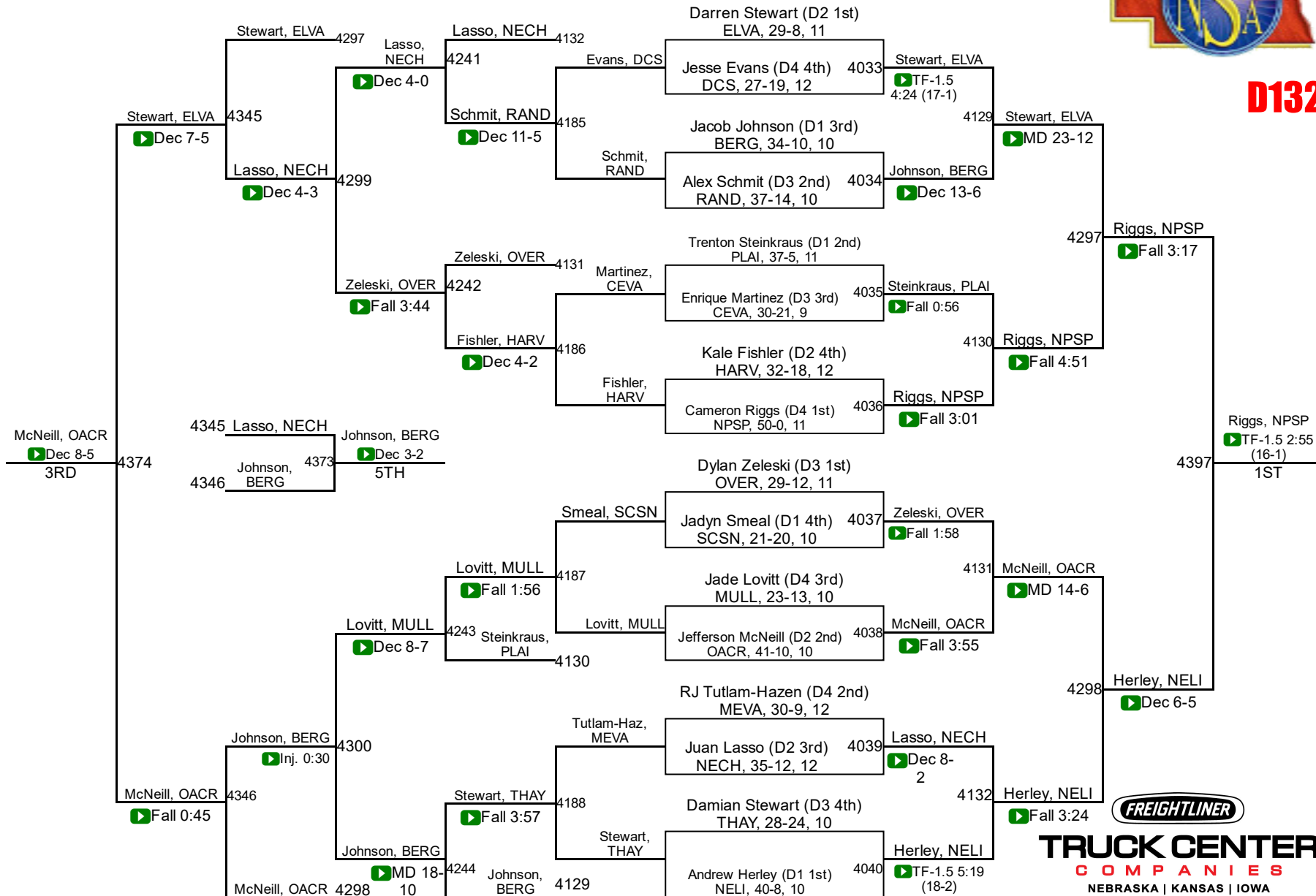


**TRUCK CENTER**  
COMPANIES  
NEBRASKA | KANSAS | IOWA

# 2017 NSAA Championships



**D132**

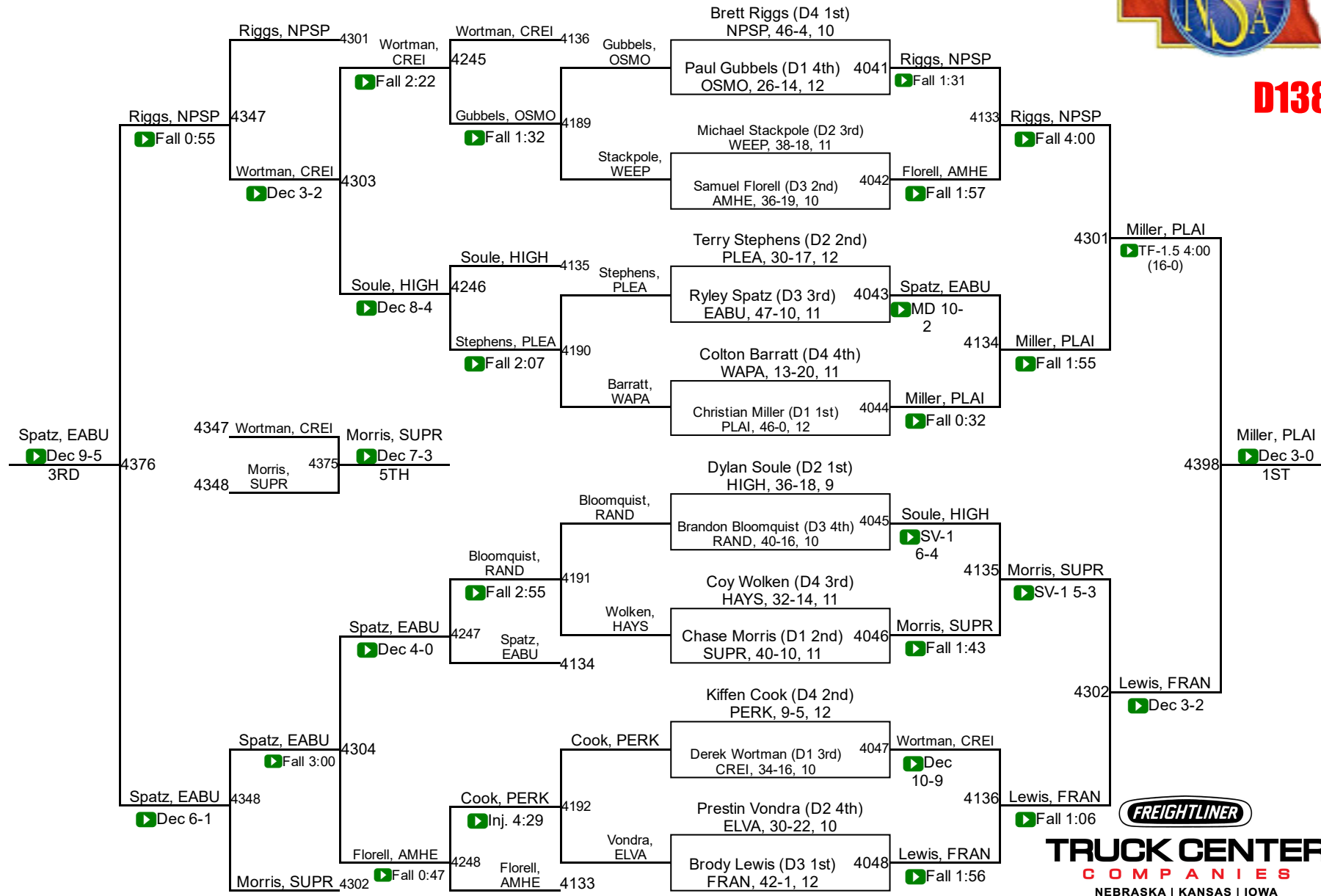


**TRUCK CENTER COMPANIES**  
NEBRASKA | KANSAS | IOWA

# 2017 NSAA Championships



**D138**



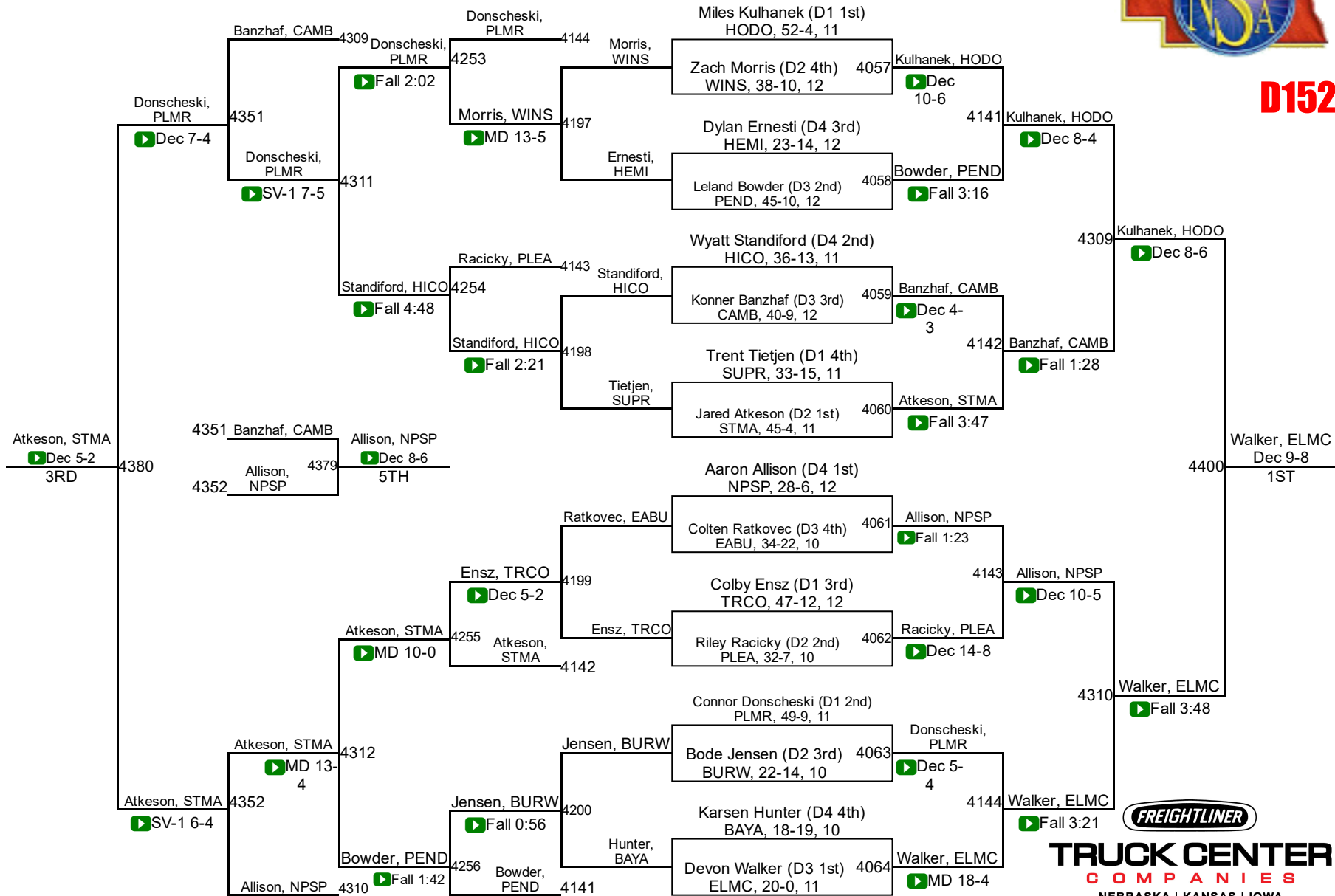




# 2017 NSAA Championships



**D152**



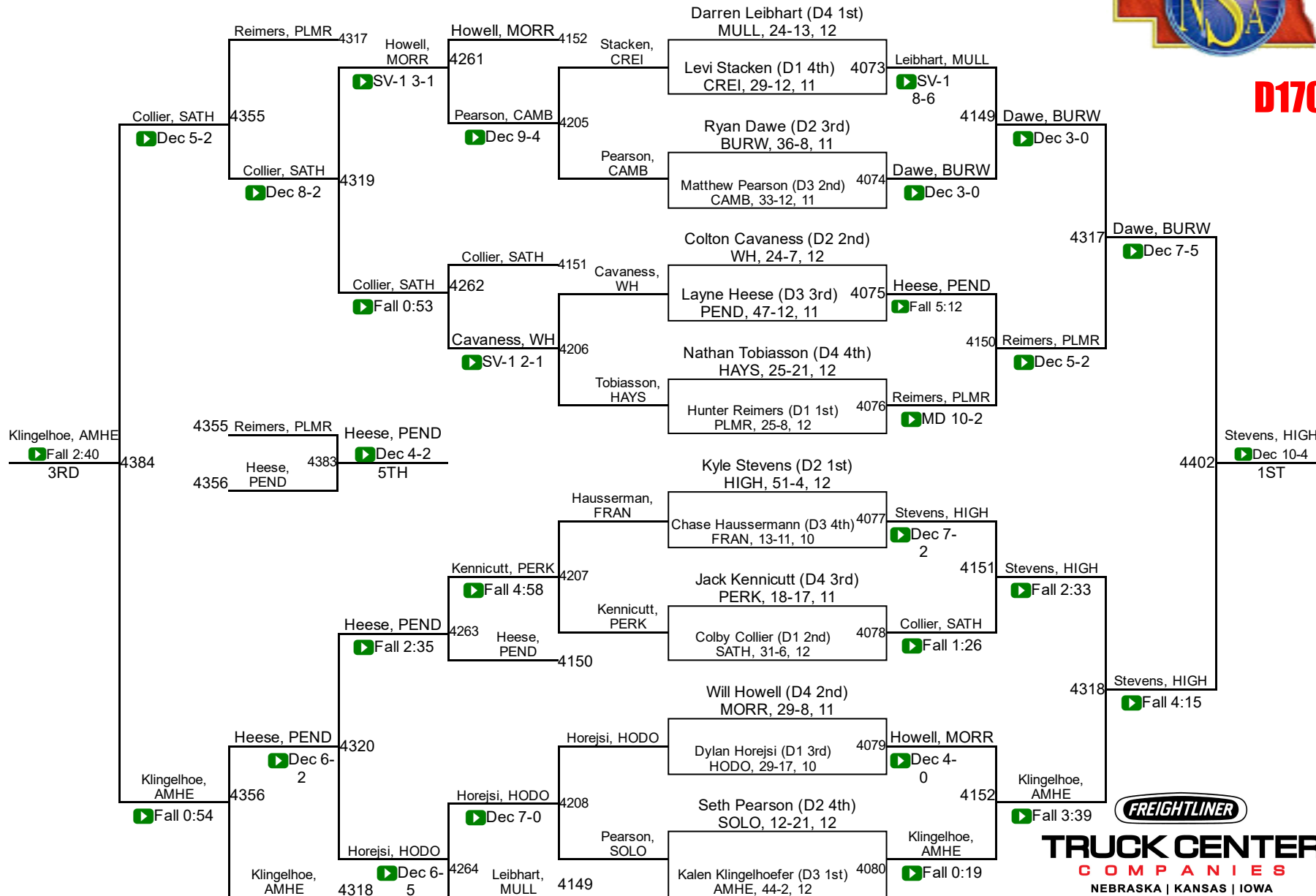
**TRUCK CENTER**  
 COMPANIES  
 NEBRASKA | KANSAS | IOWA



# 2017 NSAA Championships



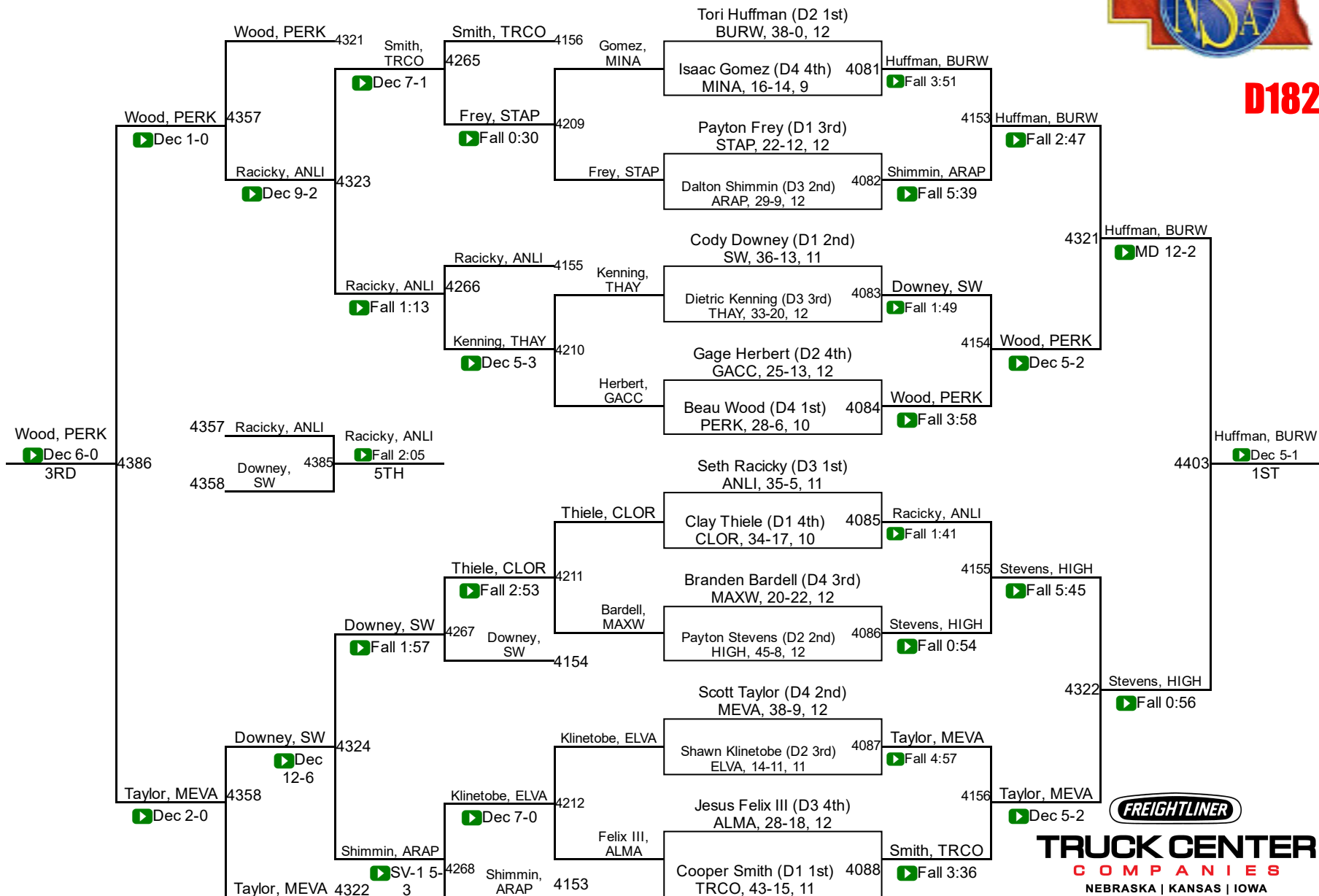
**D170**



# 2017 NSAA Championships



**D182**

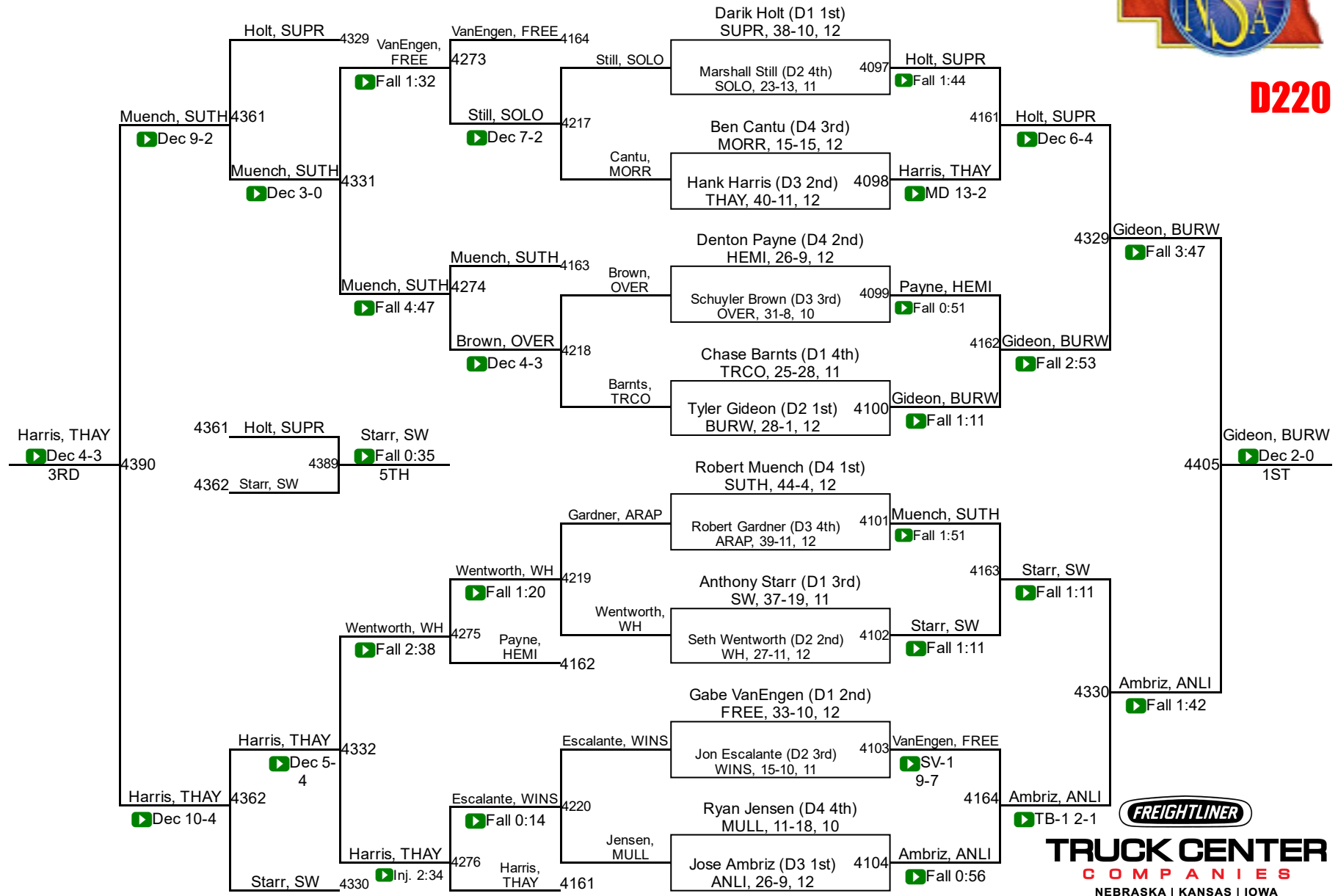




# 2017 NSAA Championships



**D220**

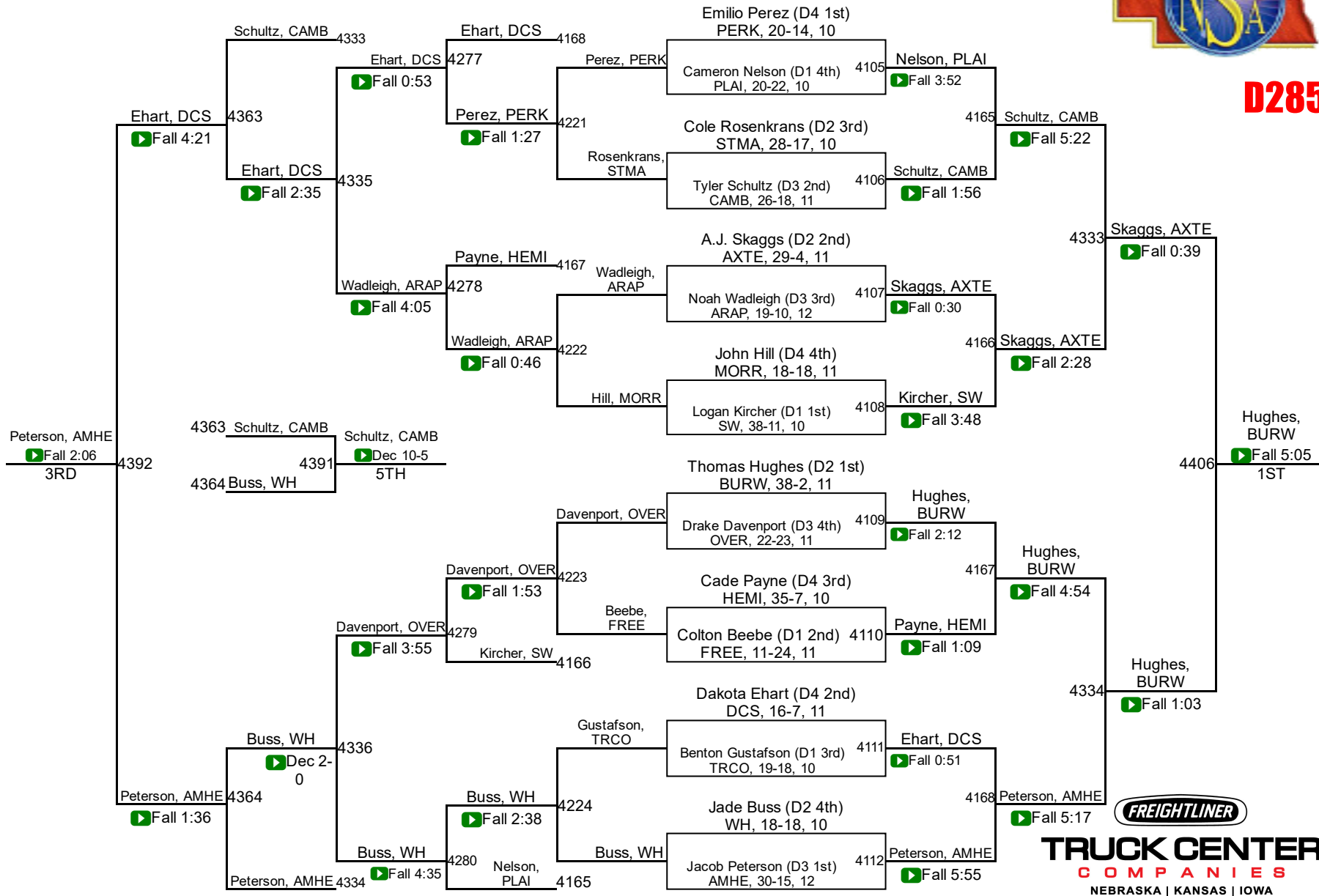


**TRUCK CENTER COMPANIES**  
NEBRASKA | KANSAS | IOWA

# 2017 NSAA Championships



**D285**



**TRUCK CENTER COMPANIES**  
NEBRASKA | KANSAS | IOWA