

FOOTBALL



NSAA STATE CHAMPIONSHIPS

\$5



"NSAA activities...the other half of education."

Dear Friends:

Welcome to another exciting Nebraska School Activities Association championship competition!

Congratulations to the students who have qualified for this year's championship. Your success is a testament to long hours of practice and preparation.

Nebraska's families, schools, and communities are passionate supporters of our students competing in extracurricular activities. Thank you to the parents, grandparents, coaches, and fans who have cheered them on this season.

Extracurricular activities are a valuable component of education. They develop character and teach important skills like teamwork, fair play, and perseverance. These skills will serve students well as they graduate and take on leadership positions in society.

Regardless of the outcome, I hope the competition is enjoyable and provides you with memories that last a lifetime. Best wishes for a safe and successful championship!



Sincerely,
Pete Ricketts
Governor

Congratulations to the student participants, their parents, and the schools they represent on qualifying for the NSAA State Championship activities. We welcome you and applaud your hard work and dedication. The time, the effort, and the commitment you have put into your activity has paid off and you should be very proud of this accomplishment.

The Nebraska School Activities Association is proud of the educational based activities that we provide to our schools for our students. Our mission is to promote the high ideals of citizenship, fair competition, sportsmanship, and teamwork in an effort to complement our member schools' curricular programs.

Perhaps cliché, but definitely true, today's students are tomorrow's leaders. Events like our Championships help to form these leaders by instilling values and leadership qualities while rounding out their educational experiences.

None of this would be possible without the incredible dedication and commitment of the many outstanding teachers, coaches, and administrators throughout Nebraska. These educators, together with strong support from parents and guardians, patrons, and fans like you, provide our children a solid foundation for their future success

Once again, congratulations, and good luck!



Jay Bellar
NSAA Executive Director



"NSAA activities...the other half of education."

Relive all of the exciting action from the

2021 NSAA STATE FOOTBALL

with your own DVD copy !

\$19⁹⁵

PLUS TAX, SHIPPING & HANDLING

call 1-800-868-1868

visit NebraskaPublicMedia.org



WATCH HIGH SCHOOL SPORTS LIVE ON THE NFHS NETWORK

Stream **LIVE** or On Demand from any device.



Desktop



Mobile



Tablet



Connected Apps



WWW.NFHSNETWORK.COM

SUBSCRIBE | FOLLOW | WATCH

FOOTBALL

NSAA STATE CHAMPIONSHIPS

NOVEMBER 19, 22-23, 2021

CLASS D6 KEARNEY / CLASS A-D2 LINCOLN

FRIDAY, NOVEMBER 19

Cope Stadium – Kearney

7:00 p.m. – Class D6

MONDAY, NOVEMBER 22

Memorial Stadium – Lincoln

10:15 a.m. – Class D1

2:45 p.m. – Class D2

7:15 p.m. – Class B

TUESDAY, NOVEMBER 23

Memorial Stadium – Lincoln

10:15 a.m. – Class C1

2:45 p.m. – Class C2

7:15 p.m. – Class A

Admittance

No one may leave and return on the same ticket. Tickets are \$8 for adults and \$6 for students - age 5 through high school.

Cover photos courtesy of Callam Sports Photography.

NSAA Executive Director

Jay Bellar

Championship Director

Nate Neuhaus, NSAA Assistant Director

Media Coordinator

Jeff Stauss, NSAA Assistant Director

Cope Stadium Director

Jake Greco

Memorial Stadium Director

Matt Davidson

Field Managers

Nate Lewis
Jordan Clark
John Farrand
Jack Guggenmos
Clayton Heath
Mike Rasmussen
Jack Tarr
Tim Aylward
Pat Gatzemeyer
Dave Cunningham

Athletic Trainers

Andrew Sheridan
Mike Sloup
Rob Marshall
Jayson Bruggemann
Jordan Stithem
John Carda
Jordan Bart
Drew Erks
Ryan Townsend
Kurt Behrhorst
Justin Rethorst

Announcers

Brandon Benitz
Heath Kramer
Steve Lemon
Rich Brodersen

COPE STADIUM KEARNEY, NEBRASKA



MEMORIAL STADIUM LINCOLN, NEBRASKA



Physicians

Dr. Nolan May
Dr. Brad Vasa
Dr. Janet Sellon
Dr. Natalie Ronshaugen
Dr. Nate Krug

National Anthem Singers

The Riverside High School Octet
The Aquinas Catholic High School Septet
The Seward High School Octet
The Columbus High School Octet
The Omaha Westside High School Quartet
The Crofton High School Quartet
The Lincoln Southwest High School Hawktet

Officials


Mike Godsil
Zach Griffin
Josh Mcneal
Matt Dugan
Fred Whitted
Dan Bentzinger
Gary Arnold
Doug Wyatt
Alan Makovicka
Chris Spady
Ron Stohman
Chris Tauber
Chris Franck
Dave Oehlerking
Matt Keinow
Jake Wolf
Andrew Fitzke
Justin Pavich
Grant Jeffres
Dave Bryant
Pete Moreno
Darren Duncan

John Mitchell
Mark Buchhammer
Taylor Winkler
Scott Johnson
Logan Baker
Colling Swedberg
Ben Anderson
Ron Wolf
Chris Miller
Jeff Boeka
Dustin Stewart
Jake Oseka
Landon Swedberg

Replay Officials

Kevin Mar
Mark Wieting
Vernon Breakfield
Randy Schnackenberg

Sports Medicine



It doesn't matter if you win or lose, it's how you play the game—and who you trust to treat the injuries. At Children's Hospital & Medical Center, our team of sports medicine physicians, orthopedic surgeons, physical therapists and athletic trainers treat, operate on and work to heal your athlete, helping them return to the game and the books.

To find a Sports Medicine specialist for your athlete, call **402-955-PLAY (7529)** or visit **[ChildrensOmaha.org/Sports-Medicine](https://www.childrensomaha.org/Sports-Medicine)**.

Class A

NSAA Football Bracket

Quarterfinals • Nov. 5

| | | |
|------------------------------|-----|----|
| Omaha North (5-5) | vs. | 35 |
| North Platte (7-3) | | 34 |

| | | |
|-------------------------------|-----|----|
| Gretna (9-1) | vs. | 14 |
| Elkhorn South (9-1) | | 7 |

| | | |
|-------------------------------|-----|----|
| Bellevue West (9-1) | vs. | 52 |
| Grand Island (7-3) | | 20 |

| | | |
|---------------------------------|-----|----|
| Omaha Burke (8-2) | vs. | 3 |
| Omaha Westside (10-0) | | 42 |

Semifinals Nov. 12

| | | |
|-----------------------------|-----|----|
| Omaha North (6-5) | vs. | 0 |
| Gretna (10-1) | | 34 |

| | | |
|---------------------------------|-----|----|
| Bellevue West (10-1) | vs. | 26 |
| Omaha Westside (11-0) | | 41 |

CHAMPIONSHIP GAME

UNL - Memorial Stadium
Tuesday • Nov. 23 • 7:15 PM

| | | |
|-------------------------|-----|---------------------------------|
| Gretna (11-1) | vs. | Omaha Westside (12-0) |
|-------------------------|-----|---------------------------------|

First Round, October 29

Omaha North 49, Millard South 42
North Platte 24, Columbus 17
Gretna 59, Lincoln East 42
Elkhorn South 35, Kearney 20
Bellevue West 63, Papillion-La Vista 26
Grand Island 30, Creighton Preparatory School 28
Omaha Burke 21, Lincoln Southeast 3
Omaha Westside 49, Papillion-La Vista South 0

Quarterfinals • Nov. 5

| | | |
|-----------------------------|-----|----|
| Bennington (10-0) | vs. | 41 |
| Waverly (7-3) | | 0 |

| | | |
|------------------------------|-----|----|
| Seward (8-2) | vs. | 20 |
| Elkhorn High (9-1) | | 35 |

| | | |
|--------------------------------------|-----|----|
| Plattsmouth (10-0) | vs. | 10 |
| Omaha Skutt Catholic (7-3) | | 20 |

| | | |
|-----------------------------|-----|----|
| Scottsbluff (8-2) | vs. | 14 |
| Aurora (8-2) | | 34 |

Semifinals Nov. 12

| | | |
|-------------------------------|-----|----|
| Bennington (11-0) | vs. | 28 |
| Elkhorn High (10-1) | | 7 |

| | | |
|--------------------------------------|-----|----|
| Omaha Skutt Catholic (8-3) | vs. | 17 |
| Aurora (9-2) | | 21 |

CHAMPIONSHIP GAME

UNL - Memorial Stadium
Monday • Nov. 22 • 7:15 PM


| | | |
|-----------------------------|-----|-------------------------|
| Bennington (12-0) | vs. | Aurora (10-2) |
|-----------------------------|-----|-------------------------|

First Round, October 29

Bennington 51, McCook 13
Waverly 59, Northwest 13
Seward 21, Omaha Roncalli Catholic 19
Elkhorn High 36, York 0
Plattsmouth 19, Omaha Gross Catholic 13
Omaha Skutt Catholic 31, Norris 10
Scottsbluff 54, Beatrice 21
Aurora 49, Lexington 7

Class B

NSAA Football Bracket



TEAM INFORMATION

Superintendent: Dr. Rich Beran
Principal: Todd Mueller
Athletic Director: Matt Curtis
NSAA Team Enrollment: 610
Conference: Metro
Head Coach: Mike Kayl
Assistant Coaches: Riley Gross, Matt Shrader,
 Dave Stastny, Joe Dalton, Landon Kubicek,
 Jackson Hinze, Travis Brown, Jake Myers
Playoff Appearances: 25
Most Recent Playoff Appearance: 2020

2021 SCHEDULE

| Opponent | W/L | Score |
|-------------------------|-----|-------|
| Lincoln Southwest | W | 21-13 |
| Omaha Central | W | 31-8 |
| Papillion-LaVista South | W | 28-21 |
| Lincoln Pius X | W | 30-7 |
| Bellevue East | W | 77-0 |
| Omaha Skutt Catholic | W | 49-14 |
| Elkhorn South | L | 20-28 |
| Lincoln Southeast | W | 42-14 |
| Papillion-LaVista | W | 27-20 |
| Lincoln East | W | 59-42 |
| Elkhorn South | W | 14-7 |
| Omaha North | W | 34-0 |

2021 ROSTER

| No. | Name | GR | POS | HT | WT | No. | Name | GR | POS | HT | WT |
|-----|----------------------|---------|-------|-------|-----|-----|--------------------|---------|-------|-------|-----|
| | | Off/Def | | | | | | Off/Def | | | |
| 1 | Tyson Boganowski | 11 | WR/DB | 5'11" | 160 | 51 | Aidan Randall | 10 | OL/DE | 5'10" | 185 |
| 2 | TJ Silliman | 12 | WR/DB | 5'6" | 165 | 52 | John Schaffert | 11 | OL/DT | 5'10" | 230 |
| 3 | Paul Kramer | 12 | K/~ | 6'3" | 190 | 53 | Hunter Smith | 12 | OL/DT | 6'1" | 220 |
| 4 | Clayton Kelly | 12 | WR/DB | 6'2" | 185 | 54 | Chase Anderson | 12 | OL/DT | 6'0" | 260 |
| 5 | Blayke Moore | 11 | WR/DB | 6'2" | 185 | 55 | Evan Hall | 11 | OL/DT | 6'0" | 215 |
| 6 | Alexander Runge | 10 | WR/DB | 5'10" | 170 | 56 | Griffin Goldman | 9 | OL/DE | 6'0" | 215 |
| 7 | Brayden Chaney | 12 | WR/DB | 6'1" | 180 | 57 | Gavin Smith | 11 | OL/DT | 6'5" | 260 |
| 8 | Elijah Aristy | 12 | WR/DB | 5'10" | 180 | 58 | Mason Goldman | 11 | OL/DE | 6'5" | 230 |
| 9 | Bryce Volcheck | 12 | WR/DB | 5'9" | 160 | 59 | Jack Johnson | 12 | OL/DE | 6'4" | 220 |
| 10 | Alex Wilcoxson | 10 | QB/DB | 6'0" | 165 | 60 | Mason Heckenlively | 12 | OL/DT | 6'0" | 265 |
| 11 | Korver Demma | 11 | TE/DE | 6'2" | 210 | 61 | Jake Sorensen | 10 | OL/DT | 5'7" | 220 |
| 12 | Zane Flores | 11 | QB/~ | 6'3" | 200 | 62 | Gabriel Smith | 11 | OL/DT | 5'11" | 225 |
| 13 | Braylen Muhle | 11 | WR/DB | 5'11" | 190 | 63 | Caden Garcia | 11 | OL/DT | 5'11" | 230 |
| 14 | Ayden Nowling | 10 | WR/DB | 5'10" | 145 | 64 | Jackson Tickner | 12 | OL/DT | 6'2" | 225 |
| 15 | Michael Scheef | 10 | WR/DB | 5'10" | 170 | 65 | Lucas Reeves | 10 | OL/DE | 5'11" | 175 |
| 16 | Caleb Kerr | 12 | WR/DB | 5'9" | 150 | 66 | Carter Bulgrin | 10 | OL/DE | 6'1" | 160 |
| 17 | Cayden Serfass | 11 | WR/DB | 5'9" | 170 | 67 | Bennett Stock | 10 | OL/DT | 5'11" | 225 |
| 18 | Will Weberg | 10 | QB/DB | 5'7" | 130 | 68 | Aaron Sibley | 10 | OL/DT | 6'1" | 190 |
| 19 | Jeb Larchick | 11 | RB/LB | 5'10" | 180 | 69 | Ethan Kvasnicka | 11 | OL/DT | 6'3" | 295 |
| 20 | Connor Heavican | 10 | WR/DB | 5'10" | 150 | 70 | Kalvin Janssen | 9 | OL/DT | 6'2" | 215 |
| 21 | Connor Edwards | 12 | WR/DB | 5'10" | 180 | 71 | Mason Sutton | 12 | OL/DT | 5'10" | 250 |
| 22 | Mick Huber | 12 | RB/LB | 6'0" | 190 | 72 | Chase Gudenrath | 10 | OL/DT | 6'1" | 270 |
| 23 | Joseph Vieth | 10 | WR/DB | 6'3" | 170 | 73 | Brayden Jacobsen | 10 | OL/DT | 6'0" | 290 |
| 24 | Tucker Oliver | 10 | WR/DB | 6'1" | 150 | 74 | Brady Burkart | 12 | OL/DT | 6'2" | 260 |
| 25 | Blake Hawkins | 10 | WR/DB | 5'10" | 170 | 75 | Nate Lukis | 10 | OL/DT | 6'1" | 250 |
| 26 | Joseph Roll | 11 | WR/DB | 5'10" | 180 | 76 | Brady Hinderks | 12 | OL/DT | 6'3" | 315 |
| 27 | Colin Sims | 11 | WR/DB | 6'1" | 185 | 77 | Jake Lukis | 12 | OL/DT | 6'2" | 270 |
| 28 | Jayden Sobotka | 12 | RB/LB | 5'10" | 175 | 78 | William Hoellen | 12 | OL/DT | 6'2" | 230 |
| 29 | Rhett Bergsten | 10 | TE/LB | 5'8" | 170 | 79 | Trevor Boyll | 10 | OL/DT | 6'0" | 200 |
| 30 | Caleb Sherman | 10 | RB/LB | 5'10" | 165 | 80 | Ben Cota | 10 | OL/DT | 6'0" | 215 |
| 31 | Noah Ference | 12 | TE/DE | 6'4" | 200 | 81 | Ethan Stuhr | 11 | TE/LB | 6'2" | 195 |
| 32 | Riley Egenberger | 11 | RB/LB | 5'10" | 190 | 82 | Wyatt Spethman | 12 | WR/DB | 5'8" | 150 |
| 33 | Isaiah Weber | 10 | RB/LB | 5'10" | 175 | 83 | Jaxon Gilliam | 10 | WR/DB | 5'8" | 150 |
| 34 | Dominic Sedlacek | 12 | WR/DB | 5'10" | 160 | 84 | Connor Gragert | 10 | WR/DB | 5'9" | 150 |
| 35 | Jace Wilson | 10 | RB/LB | 5'10" | 160 | 85 | Micah Holston | 11 | TE/LB | 6'0" | 215 |
| 36 | Justin Myers | 11 | RB/LB | 5'7" | 180 | 86 | Caleb Schnell | 11 | TE/DB | 6'2" | 200 |
| 37 | Marcus Rhoades | 10 | WR/DB | 5'8" | 135 | 87 | Brady Bremer | 10 | WR/DB | 5'7" | 140 |
| 38 | Matthew Robey | 10 | WR/LB | 5'9" | 165 | 88 | Cooper Tworek | 10 | WR/DB | 5'7" | 140 |
| 39 | Cole Epp | 10 | RB/LB | 5'9" | 150 | 89 | Aiden Rohrer | 10 | WR/DB | 5'9" | 155 |
| 40 | Jack Rhoads | 10 | TE/LB | 6'1" | 190 | 90 | James Desrosiers | 10 | WR/DB | 5'8" | 150 |
| 41 | Braxton Wagner-alley | 10 | TE/LB | 5'11" | 180 | 92 | Emery Martin | 10 | WR/DB | 5'8" | 150 |
| 42 | Luke Weberg | 12 | TE/LB | 5'10" | 175 | 93 | Caden Ruff | 12 | P/K | 5'10" | 165 |
| 43 | Isaac Wombacher | 10 | WR/DB | 5'9" | 170 | 94 | Grant Jansen | 12 | OL/DT | 6'1" | 260 |
| 44 | Brayden Moore | 11 | TE/LB | 6'2" | 180 | 96 | Keegan Olson | 12 | TE/DT | 6'3" | 200 |
| 45 | Maximus Rewczuk | 10 | TE/DE | 6'1" | 160 | 97 | Jackson Bremer | 12 | TE/DE | 6'2" | 205 |
| 48 | Korbin Nickolite | 12 | TE/LB | 5'11" | 180 | 98 | Maxwell Vescio | 10 | K/~ | 6'2" | 170 |
| 49 | Tyler Powell | 11 | RB/LB | 6'0" | 200 | 99 | Cameron Bothwell | 10 | WR/DB | 5'8" | 160 |
| 50 | Harrison Weber | 11 | OL/DE | 6'0" | 215 | | | | | | |





TEAM INFORMATION

Superintendent: Mike Lucas
Principal: Jay Opperman
Athletic Director: Tom Kerkman
NSAA Team Enrollment: 777
Conference: Metro
Head Coach: Brett Froendt
Assistant Coaches: Justin Haberman, Craig Secora, Andy Miller, Mike Jernigan, Brett Williams, Wade Halvorsen, Jack Sortino, Garet Moravec, Tyler Wrice, Andrew Mantzaris, Trevor Lovell, Dalton McQueen, Robert Mulligan, Damon Benning, Phillip Mancuso, Harrison Jordan, Darlondo Hill, Dylan Packett, Michael Meral
Playoff Appearances: 37
Most Recent Playoff Appearance: 2020
State Champion: A/1981, A/1982, A/2020
Runner-up: A/1975, A/1979, A/2006, A/2013, A/2019


2021 SCHEDULE

| Opponent | W/L | Score |
|------------------------------|-----|-------|
| Creighton Preparatory School | W | 23-8 |
| Omaha North | W | 39-22 |
| Papillion-LaVista | W | 31-28 |
| Papillion-LaVista South | W | 47-19 |
| Grand Island | W | 41-9 |
| Millard North | W | 36-25 |
| Norfolk | W | 41-0 |
| Omaha Bryan | W | 1-0 |
| Omaha Benson | W | 59-8 |
| Papillion-LaVista South | W | 49-0 |
| Omaha Burke | W | 42-3 |
| Bellevue West | W | 41-26 |



2021 ROSTER

| No. | Name | GR | POS Off/Def | HT | WT | No. | Name | GR | POS Off/Def | HT | WT |
|-----|-------------------|----|----------------|-------|-----|-----|--------------------|----|----------------|-------|-----|
| 1 | Caleb Benning | 10 | WR/DB | 6'' | 180 | 49 | Kaden Guzman | 11 | WR/DB | 6'5" | 200 |
| 2 | Jordan Kim | 12 | WR/CB | 5'11" | 145 | 50 | Dawson Hardick | 11 | OL/DE | 6'3" | 195 |
| 3 | Grant Guyett | 12 | WR/LB | 6'' | 186 | 51 | Griffin Behrens | 11 | OL/DT | 5'11" | 275 |
| 4 | AJ Holmstrom | 11 | QB/LB | 6'1" | 174 | 52 | Tommy Schaffner | 11 | OL/DE | 6'' | 200 |
| 5 | Anthony Rezac | 10 | QB/DB | 6'3" | 180 | 53 | Conner Jochum | 11 | TE/LB | 6'1" | 170 |
| 6 | Isaac Richard | 11 | WR/DB | 5'10" | 160 | 54 | William DePooter | 11 | TE/LB | 6'2" | 178 |
| 8 | Beau Ryan | 10 | RB/LB | 5'10" | 180 | 55 | RJ Eckhardt | 10 | OL/DT | 6'1" | 240 |
| 9 | Jahmez Ross | 10 | RB/LB | 5'10" | 187 | 56 | Sam Nordquist | 11 | OL/DT | 6'' | 215 |
| 10 | RJ Gunderson | 12 | RB/LB | 5'10" | 178 | 57 | Ryan Zatechka | 12 | OL/DT | 6'' | 258 |
| 11 | Jackson McIntyre | 11 | RB/S | 5'10" | 175 | 58 | Miles O'Brien | 12 | OL/DE | 6'2" | 180 |
| 12 | Grant Beutler | 10 | WR/LB | 5'10" | 150 | 59 | Jonquel Osler | 10 | FB/DE | 6'' | 215 |
| 13 | Jorden Dubas | 12 | WR/DB | 5'10" | 150 | 60 | Jack Winfrey | 12 | OL/DT | 6'2" | 225 |
| 14 | Kolby Brown | 12 | QB/~ | 6'2" | 170 | 61 | Dylan McKee | 12 | K/P | 5'11" | 210 |
| 15 | Ty Keifer | 11 | WR/DB | 6'1" | 175 | 62 | Jack Wing | 10 | OL/DE | 5'10" | 215 |
| 16 | Simon Hanus | 12 | K/~ | 6'2" | 185 | 63 | Michael Hurtado | 11 | OL/DE | 6'3" | 250 |
| 17 | Michael Zimmerman | 11 | FB/LB | 5'10" | 190 | 64 | Dominic Vincentini | 11 | WR/DB | 6'' | 145 |
| 18 | Cannon McCarty | 11 | RB/LB | 5'8" | 175 | 65 | Jack James | 12 | OL/DT | 6'2" | 250 |
| 19 | Carter Hogan | 12 | WR/LB | 5'10" | 180 | 66 | AJ Jones | 11 | OL/DT | 6'4" | 240 |
| 20 | Kyle Vincentini | 12 | WR/DB | 5'8" | 165 | 68 | Sean Williams | 12 | OL/DE | 6'2" | 220 |
| 21 | Erin Mardi | 11 | WR/DB | 5'6" | 140 | 69 | Marty Mormino | 11 | K/P | 6'1" | 180 |
| 22 | Cole Haberman | 12 | FB/DE | 6'' | 215 | 70 | Niko Bitzes | 12 | OL/DT | 6'3" | 289 |
| 23 | Dominic Rezac | 12 | RB/DB | 6'1" | 190 | 71 | Jackson Yeager | 12 | OL/DT | 6'1" | 220 |
| 24 | Jack Wimmer | 12 | WR/LB | 6'' | 195 | 72 | Luke Roberts | 11 | OL/DT | 5'11" | 225 |
| 25 | Teddy Rezac | 10 | WR/DB | 6'2" | 165 | 74 | Tristan Alvano | 11 | K/~ | 6'2" | 185 |
| 28 | Jad Musa Haddadin | 12 | WR/DB | 6'' | 170 | 75 | Aidan Reyna | 11 | OL/DT | 6'1" | 250 |
| 29 | Avery Dondlinger | 12 | WR/DB | 6'1" | 180 | 76 | Cade Preister | 12 | OL/DT | 6'' | 220 |
| 30 | Ty Dingman | 11 | WR/DB | 6'' | 170 | 78 | Broc Regner | 10 | OL/DT | 6'5" | 265 |
| 32 | Andrew Nielsen | 10 | FB/LB | 5'11" | 203 | 80 | Tyler Godinez | 12 | WR/LB | 6'1" | 183 |
| 33 | Jamie Kim | 12 | WR/DB | 5'10" | 153 | 81 | Trevor Spady | 10 | TE/LB | 6'4" | 195 |
| 34 | Curt Cubrich | 11 | RB/LB | 5'10" | 185 | 82 | Wesley Okafor | 11 | WR/DB | 6'2" | 170 |
| 36 | Brody Goc | 10 | RB/DB | 5'10" | 150 | 83 | Nick Anglim | 10 | RB/LB | 5'11" | 170 |
| 40 | Zaki Lucas | 11 | RB/LB | 5'9" | 190 | 84 | Tyler Spady | 12 | WR/LB | 6'2" | 180 |
| 41 | Cade Reeser | 12 | TE/LB | 6'2" | 210 | 85 | Will Bauerly | 10 | K/P | 5'10" | 160 |
| 42 | Tommy Connelly | 12 | WR/LB | 6'1" | 195 | 86 | JD Strecker | 11 | WR/DB | 6'1" | 150 |
| 43 | Mark Gurnett | 11 | FB/LB | 5'10" | 193 | 87 | Niko Harrington | 11 | WR/DB | 6'3" | 165 |
| 45 | Luke Gunderson | 11 | WR/DB | 5'7" | 152 | 88 | Kaden Osborn | 12 | RB/LB | 5'10" | 172 |
| 48 | James Allen | 10 | WR/DB | 5'8" | 145 | 89 | Joe Vermillion | 11 | WR/DB | 5'8" | 145 |



TEAM INFORMATION

Superintendent: Dr. Terry Haack
Principal: Dr. Matt Blomenkamp
Athletic Director: Chris Kessell
NSAA Team Enrollment: 365
Conference: Eastern Midlands
Head Coach: Kameron Lenhart
Assistant Coaches: Zach Byrd, Brandon Mimick, Ryan Rischling, Nic Laue, Chris Grinvalds, Bart Miller, Trae Bradburn, Tom Byrd
Playoff Appearances: 26
Most Recent Playoff Appearance: 2020
State Champion: C1/1989

2021 SCHEDULE

| Opponent | W/L | Score |
|-------------------------|-----|-------|
| Northwest | W | 45-20 |
| Aurora | W | 55-44 |
| Norris | W | 35-20 |
| Omaha Skutt Catholic | W | 42-7 |
| Blair | W | 28-0 |
| South Sioux City | W | 56-21 |
| Elkhorn High | W | 49-14 |
| Omaha Roncalli Catholic | W | 56-38 |
| Gross Catholic | W | 49-10 |
| McCook | W | 51-13 |
| Waverly | W | 41-0 |
| Elkhorn High | W | 28-7 |



2021 ROSTER

| No. | Name | GR | POS | HT | WT | No. | Name | GR | POS | HT | WT |
|-----|-------------------|---------|-------|-------|-----|-----|----------------------|---------|-------|-------|-----|
| | | Off/Def | | | | | | Off/Def | | | |
| 1 | Cayden Bluhm | 12 | WR/DB | 6'1" | 160 | 48 | Lennox Hughes | 11 | P/P | 6'1" | 175 |
| 2 | Isaac Conner | 11 | WR/LB | 6'1" | 185 | 50 | Logan Vanecek | 10 | C/DE | 5'7" | 160 |
| 3 | Seth Wempen | 12 | WR/DB | 5'11" | 165 | 51 | Tyler Mead | 11 | OG/DT | 5'10" | 190 |
| 4 | Mitchell Andersen | 12 | WR/DB | 5'10" | 165 | 52 | Benjamin Gilliland | 10 | OG/LB | 5'11" | 170 |
| 6 | Kyler Lauridsen | 9 | WR/DB | 5'10" | 130 | 53 | Ethan Roop | 10 | TE/LB | 5'9" | 180 |
| 7 | Sebastian Turner | 11 | WR/DB | 5'9" | 145 | 55 | Nathan Schaefer | 12 | OG/DE | 6'1" | 170 |
| 8 | Jonathan Williams | 11 | WR/DB | 6'0" | 150 | 56 | Jose Macosay Jimenez | 10 | OT/DE | 5'9" | 135 |
| 9 | Andrew Parrish | 11 | WR/LB | 5'11" | 160 | 57 | Joshua Welchert | 12 | OT/DT | 5'11" | 270 |
| 10 | Connor Brecht | 12 | RB/LB | 5'10" | 170 | 57 | Trevor Callahan | 10 | OT/DT | 5'10" | 180 |
| 10 | Gavin Olson | 9 | QB/DB | 5'9" | 120 | 58 | Kale Kaufmann | 10 | OG/DT | 5'11" | 235 |
| 11 | Nicolas Speckmann | 12 | WR/LB | 6'0" | 175 | 59 | Dakota Berndt | 10 | OG/DT | 5'11" | 205 |
| 11 | Houston Hill | 9 | QB/LB | 5'10" | 145 | 60 | Ethan Nguyen | 11 | OT/DE | 6'2" | 220 |
| 12 | Tyler Crawford | 11 | QB/LB | 5'11" | 190 | 61 | Cody Harris | 12 | C/DT | 6'5" | 230 |
| 13 | Trey Bird | 11 | QB/DB | 6'1" | 160 | 62 | Dylan Casart | 11 | OT/DT | 6'4" | 320 |
| 14 | Westin Beck | 11 | WR/DB | 5'10" | 150 | 63 | Grant Vanarsdel | 11 | OT/DT | 6'0" | 225 |
| 15 | Owen Douglas | 11 | WR/DB | 5'11" | 150 | 64 | Carter Lerch | 12 | OT/DT | 6'4" | 230 |
| 16 | Carter Jenkins | 11 | WR/DB | 5'10" | 140 | 65 | Jameson Krayneski | 12 | OT/DE | 6'4" | 260 |
| 17 | Austin Holtz | 12 | WR/LB | 5'10" | 175 | 66 | Chevalier Curry | 12 | OG/DT | 6'0" | 220 |
| 18 | Peyton Sanmann | 10 | QB/LB | 5'11" | 200 | 67 | James Miller | 10 | OG/DE | 6'0" | 180 |
| 19 | Trevor Heese | 12 | WR/DB | 5'9" | 160 | 68 | Caden Hurt | 10 | OT/DT | 5'10" | 170 |
| 20 | Nicholas Colvert | 11 | WR/DB | 5'8" | 150 | 69 | Gage Koso | 10 | OT/DE | 6'0" | 200 |
| 21 | Cooper Mlnarik | 11 | WR/LB | 5'10" | 165 | 70 | Jacob Stier | 12 | OG/DT | 6'2" | 270 |
| 22 | Luke Maccdonald | 12 | RB/LB | 6'0" | 210 | 71 | Troy Lee | 11 | OT/DE | 5'7" | 150 |
| 23 | Benjamin Parsons | 11 | RB/LB | 5'10" | 180 | 72 | Carter Behnken | 10 | OG/DT | 6'0" | 210 |
| 24 | Dylan Mostek | 12 | RB/DB | 5'10" | 195 | 73 | Seth Kaufmann | 11 | OT/LB | 5'10" | 190 |
| 25 | Clete Scearcy | 11 | WR/DB | 5'9" | 150 | 74 | Erick Martinez | 11 | OG/DT | 5'10" | 275 |
| 26 | Gabriel Birge | 11 | RB/LB | 5'8" | 130 | 75 | Anthony Pruse | 12 | C/DT | 5'8" | 245 |
| 27 | Alexander Foltz | 11 | RB/LB | 5'10" | 200 | 76 | Weston Heinemann | 11 | C/DE | 6'3" | 180 |
| 28 | Evan Utech | 10 | K/K | 5'11" | 160 | 77 | Tyler Reiss | 11 | OT/DE | 6'2" | 215 |
| 29 | Wyatt Rupp | 11 | TE/LB | 5'10" | 165 | 78 | Jacob Kuhl | 12 | OG/DT | 6'1" | 220 |
| 30 | Kawiyou Taffa | 10 | WR/DB | 5'8" | 135 | 79 | Aric Maroney | 10 | C/LB | 5'9" | 140 |
| 31 | Vaughn Anderson | 11 | K/K | 5'9" | 140 | 80 | Peyton Guentner | 10 | WR/CB | 5'11" | 135 |
| 32 | Morgan Schuman | 9 | RB/LB | 5'9" | 125 | 81 | Jacob Wood | 10 | WR/CB | 5'8" | 140 |
| 33 | Drew Husske | 12 | RB/LB | 5'10" | 160 | 82 | Phoenix Mavropoulos | 12 | WR/DB | 5'10" | 165 |
| 34 | Layne Boever | 9 | RB/LB | 5'9" | 150 | 83 | Steven Kohoun | 10 | TE/LB | 6'0" | 165 |
| 35 | Gunnar Lym | 10 | WR/DB | 5'11" | 145 | 84 | Credo Bledje | 10 | WR/LB | 6'0" | 150 |
| 36 | Gunnar Mcginn | 10 | RB/LB | 5'9" | 150 | 85 | Benjamin Caldwell | 12 | TE/LB | 6'1" | 175 |
| 37 | Quinton Archer | 10 | RB/LB | 5'8" | 155 | 87 | Gus Neary | 11 | OT/DE | 6'1" | 180 |
| 38 | Ashton Dull | 12 | WR/DB | 5'11" | 150 | 88 | Caden Anderson | 10 | WR/DB | 6'0" | 150 |
| 39 | Rashid Hamid | 10 | WR/DB | 5'9" | 140 | 89 | Benjamin Jorgensen | 10 | TE/LB | 5'11" | 160 |
| 40 | Aidan Smith | 9 | TE/LB | 5'10" | 130 | 90 | Ebrahim Abou Shawish | 10 | OL/DT | 5'11" | 175 |
| 42 | Jaxon Dumont | 10 | RB/LB | 5'8" | 160 | 91 | Hudson Foreman | 9 | OL/DE | 5'9" | 140 |
| 44 | Austin Hofts | 12 | TE/LB | 6'2" | 180 | 92 | Ethan Allgood | 9 | OT/DT | 5'11" | 180 |
| 45 | Renato Bell | 10 | WR/DB | 5'10" | 140 | 93 | Tysen Fleischman | 9 | OL/DE | 6'1" | 140 |
| 46 | Jaxson Andrews | 11 | TE/LB | 5'11" | 170 | 95 | Jack Jansen | 9 | OG/DE | 6'0" | 165 |
| 47 | Keaton Andrews | 12 | TE/LB | 6'1" | 190 | | | | | | |



TEAM INFORMATION

Superintendent: Jody Phillips
Principal: Doug Kittle
Athletic Director: Jay Staehr
NSAA Team Enrollment: 152
Conference: Central West
Head Coach: Kyle Peterson
Assistant Coaches: Scott Jones, Tim Elge, Cole Ashby, Tate Erbst, Dana Thompson, Madison Farris, James McCartney, Gary Peters
Playoff Appearances: 35
Most Recent Playoff Appearance: 2020
State Champion: B/2008, B/2009, C1/2018
Runner-up: B/1981, B/1986, B/1995, B/2015, B/2020

2021 SCHEDULE

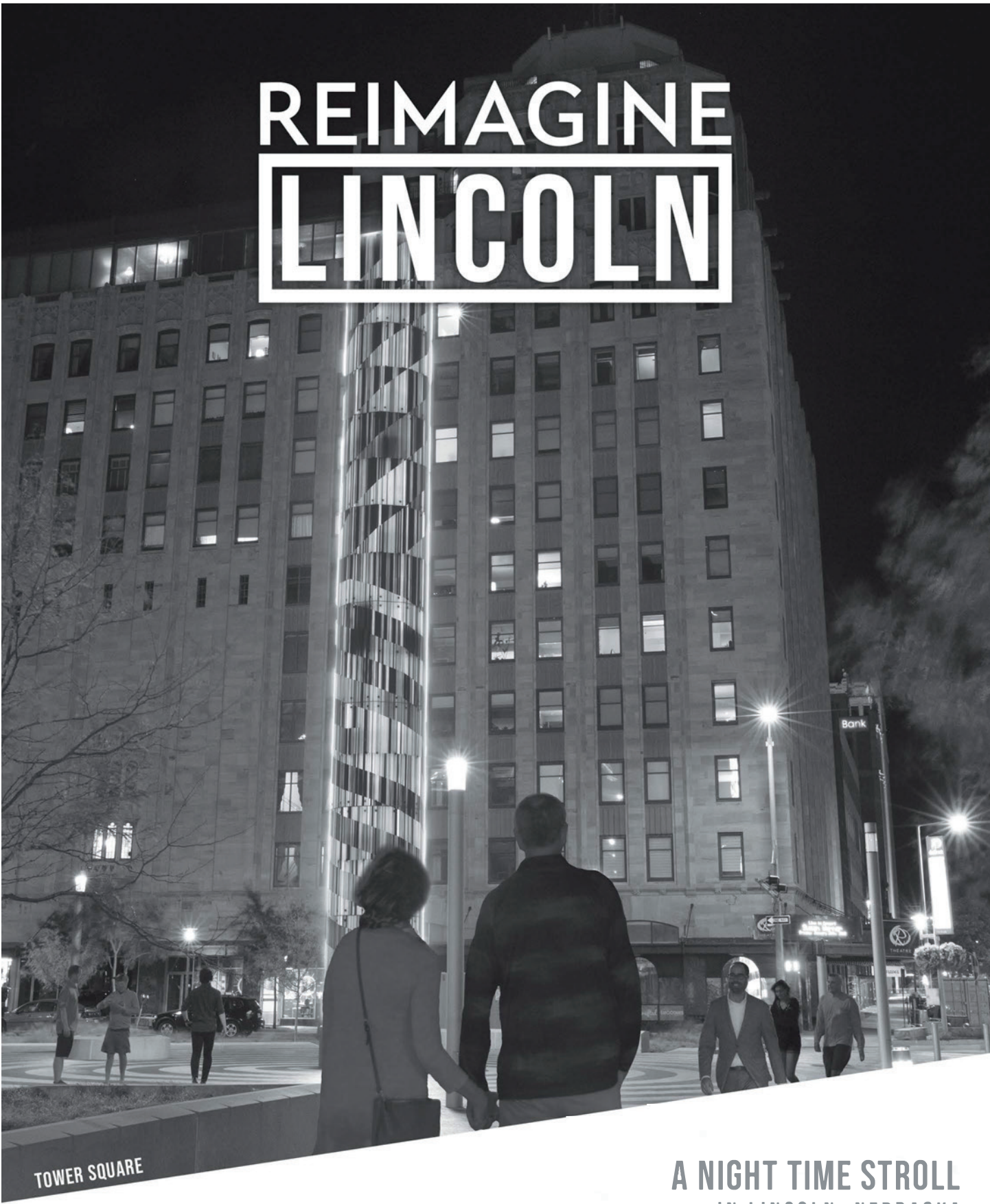
| Opponent | W/L | Score |
|----------------------|-----|-------|
| North Platte | L | 14-42 |
| Bennington | L | 44-55 |
| Scottsbluff | W | 43-22 |
| Gross Catholic | W | 30-20 |
| York | W | 48-7 |
| McCook | W | 32-10 |
| Hastings | W | 43-14 |
| Northwest | W | 41-27 |
| Seward | W | 50-14 |
| Lexington | W | 49-7 |
| Scottsbluff | W | 34-14 |
| Omaha Skutt Catholic | W | 21-17 |



2021 ROSTER

| No. | Name | GR | POS Off/Def | HT | WT | No. | Name | GR | POS Off/Def | HT | WT |
|-----|-------------------|----|----------------|-------|-----|-----|-------------------|----|----------------|-------|-----|
| 1 | Carsen Staehr | 11 | WR/DB | 5'10" | 150 | 44 | Keegan Chaney | 9 | RB/LB | 5'6" | 160 |
| 2 | Carlos Collazo | 11 | RB/DB | 5'9" | 200 | 45 | Jacob Fink | 9 | WR/DB | 5'7" | 120 |
| 3 | Koby Nachtigal | 11 | WR/DB | 6'1" | 160 | 48 | Isaac Huls | 11 | OL/LB | 5'10" | 190 |
| 4 | Mack Owens | 12 | RB/LB | 6'3" | 215 | 50 | Jack Allen | 11 | OL/DT | 6'2" | 230 |
| 5 | Tate Nachtigal | 12 | WR/DB | 6'6" | 180 | 51 | Jace Dorsey | 9 | OL/LB | 5'9" | 210 |
| 6 | Dylan Danielson | 11 | WR/DB | 6'4" | 155 | 52 | Ethan Burson | 11 | OL/DT | 5'8" | 220 |
| 7 | Harper Leu | 10 | WR/DB | 5'11" | 150 | 53 | Owen McKinney | 9 | OL/DT | 6'0" | 205 |
| 8 | Camden Holliday | 11 | QB/DB | 6'6" | 200 | 54 | Kellen Peterson | 10 | OL/DT | 6'0" | 205 |
| 9 | Devin Danielson | 11 | WR/DB | 5'9" | 150 | 55 | Brekyn Papineau | 12 | OL/LB | 5'10" | 205 |
| 11 | Drew Knust | 11 | QB/DB | 5'10" | 170 | 56 | Jeryn McClain | 9 | OL/NT | 5'6" | 165 |
| 12 | Devin Otto | 11 | WR/LB | 5'11" | 150 | 57 | Allen Stalnaker | 12 | OL/LB | 5'9" | 155 |
| 13 | Kenny Owens | 10 | RB/LB | 5'10" | 170 | 58 | Matthew Onnen | 11 | OL/LB | 5'8" | 175 |
| 14 | Bryce Barger | 12 | WR/LB | 5'10" | 190 | 59 | Brennan Emahizer | 10 | OL/DE | 6'2" | 205 |
| 15 | Maverick Kellar | 11 | WR/LB | 5'10" | 150 | 60 | Wyatt Parker | 9 | OL/DT | 5'7" | 140 |
| 16 | Austin Hanke | 12 | WR/DB | 5'8" | 130 | 61 | Yoon Sang Nam | 12 | WR/DB | 5'9" | 155 |
| 17 | Parker Smith | 9 | WR/DB | 5'11" | 145 | 62 | Bradin Kennedy | 10 | OL/NT | 6'0" | 170 |
| 18 | Booker Scheierman | 9 | QB/DB | 6'3" | 155 | 63 | Hayden Rosas | 9 | OL/DT | 5'11" | 210 |
| 20 | Jack Spiehs | 9 | QB/DB | 5'7" | 120 | 64 | Garrett Bellis | 11 | OL/LB | 5'10" | 210 |
| 21 | Treshaun Beed | 10 | WR/DB | 5'11" | 140 | 65 | Daniel Fourcloud | 10 | OL/NT | 5'10" | 200 |
| 22 | Teagin Burkholder | 9 | WR/DB | 5'11" | 140 | 66 | Aaron Jividen | 12 | OL/DT | 6'1" | 260 |
| 23 | Tyson Dvorak | 10 | WR/LB | 6'4" | 160 | 67 | Briggston Winfrey | 9 | OL/DE | 5'6" | 120 |
| 24 | Karson Meyer | 11 | TE/LB | 5'10" | 200 | 68 | Aidan Feely | 12 | OL/NT | 6'0" | 245 |
| 25 | Karsten Hohm | 9 | WR/DB | 5'8" | 110 | 71 | Chase Brei | 9 | OL/DE | 5'10" | 215 |
| 26 | Maddex Egger | 10 | RB/DB | 5'8" | 130 | 74 | Gage Griffith | 12 | OL/NT | 6'0" | 275 |
| 27 | Lukas Fry | 9 | WR/DB | 5'8" | 120 | 75 | Landon Siebke | 9 | OL/NT | 5'11" | 165 |
| 28 | Myles Clark | 9 | WR/DB | 5'6" | 120 | 76 | Astin Kennedy | 12 | OL/DE | 5'11" | 200 |
| 30 | Tia Teigre | 12 | TE/LB | 5'10" | 150 | 77 | Daniel Bravo | 11 | OL/DT | 6'1" | 315 |
| 31 | Britton Kemling | 11 | RB/S | 5'11" | 175 | 78 | Brady Freeman | 10 | OL/NT | 5'11" | 240 |
| 32 | Weston Kinne | 9 | WR/LB | 5'10" | 130 | 80 | Julian Hernandez | 9 | WR/DB | 5'9" | 140 |
| 33 | Rylan Bartek | 9 | WR/LB | 6'0" | 150 | 81 | Asher Prins | 9 | WR/DB | 5'9" | 140 |
| 34 | Evan Hermanson | 9 | WR/DB | 5'10" | 125 | 82 | Alex Peters | 12 | WR/DB | 5'8" | 145 |
| 36 | Zandon Cabello | 9 | WR/DB | 5'9" | 130 | 83 | Caden Carlson | 12 | WR/LB | 6'3" | 170 |
| 39 | Damian Stanley | 10 | RB/LB | 5'11" | 140 | 84 | Lucas Rley | 10 | WR/LB | 5'10" | 110 |
| 40 | Ethan Jones | 11 | WR/LB | 6'1" | 150 | 85 | Luke Grosshans | 9 | WR/DB | 5'10" | 175 |
| 41 | Orion Hamilton | 9 | WR/DB | 5'8" | 125 | 86 | Preston Ramaekers | 12 | TE/DE | 6'6" | 220 |
| 41 | Connor Smith | 11 | WR/LB | 5'11" | 165 | 87 | Wade Ohlson | 11 | TE/DE | 6'2" | 195 |
| 43 | Emilio Barrientos | 9 | RB/DB | 5'6" | 140 | | | | | | |

REIMAGINE LINCOLN



TOWER SQUARE

[LINCOLN.ORG/VISIT](https://lincoln.org/visit)

LINCOLN[™]
CONVENTION
AND VISITORS
BUREAU

A NIGHT TIME STROLL IN LINCOLN, NEBRASKA

After the final points, explore the eclectic mix of food, culture and entertainment that Lincoln has to offer.

Quarterfinals • Nov. 5

| | | |
|------------------------------------|-----|----|
| Ashland-Greenwood (10-0) | vs. | 28 |
| Pierce (8-2) | | 35 |

| | | |
|---------------------------------|-----|----|
| Battle Creek (7-3) | vs. | 33 |
| Columbus Scotus (9-1) | | 21 |

| | | |
|-----------------------------------|-----|----|
| Boone Central (9-1) | vs. | 20 |
| Columbus Lakeview (8-2) | | 23 |

| | | |
|-----------------------------------|-----|----|
| Wahoo (7-3) | vs. | 7 |
| Kearney Catholic (10-0) | | 33 |

Semifinals
Nov. 12

| | | |
|------------------------------|-----|----|
| Pierce (9-2) | vs. | 21 |
| Battle Creek (8-3) | | 0 |

| | | |
|-----------------------------------|-----|----|
| Columbus Lakeview (9-2) | vs. | 31 |
| Kearney Catholic (11-0) | | 21 |

CHAMPIONSHIP GAME

UNL - Memorial Stadium
Tuesday • Nov. 23 • 10:15 AM

| | | |
|-------------------------|-----|------------------------------------|
| Pierce (10-2) | vs. | Columbus Lakeview (10-2) |
|-------------------------|-----|------------------------------------|

First Round, October 29

Ashland-Greenwood 23, Adams Central 12
Pierce 27, Broken Bow 14
Battle Creek 28, Chadron 20
Columbus Scotus 35, Fort Calhoun 16
Boone Central 42, Wayne 35
Columbus Lakeview 42, Milford 20
Wahoo 24, Auburn 13
Kearney Catholic 26, Boys Town 0

Class C1

NSAA Football Bracket

Quarterfinals • Nov. 5

| | | |
|---|-----|----|
| Norfolk Catholic (9-1) | vs. | 20 |
| Hartington Cedar Catholic (8-2) | | 13 |

| | | |
|--------------------------------------|-----|----|
| Hastings St. Cecilia (9-1) | vs. | 13 |
| Wilber-Clatonia (6-4) | | 32 |

| | | |
|----------------------------------|-----|----|
| Ord (9-1) | vs. | 42 |
| Lincoln Lutheran (8-2) | | 7 |

| | | |
|------------------------------------|-----|----|
| Aquinas Catholic (8-2) | vs. | 7 |
| Archbishop Bergan (10-0) | | 38 |

Semifinals
Nov. 12

| | | |
|-----------------------------------|-----|----|
| Norfolk Catholic (10-1) | vs. | 35 |
| Wilber-Clatonia (7-4) | | 12 |

| | | |
|------------------------------------|-----|----|
| Ord (10-1) | vs. | 0 |
| Archbishop Bergan (11-0) | | 20 |

CHAMPIONSHIP GAME

UNL - Memorial Stadium
Tuesday • Nov. 23 • 2:45 PM

| | | |
|-----------------------------------|-----|------------------------------------|
| Norfolk Catholic (11-1) | vs. | Archbishop Bergan (12-0) |
|-----------------------------------|-----|------------------------------------|

First Round, October 29

Norfolk Catholic 35, Crofton 6
Hartington Cedar Catholic 20, North Platte St. Patrick's 7
Hastings St. Cecilia 21, Bishop Neumann 14
Wilber-Clatonia 27, Yutan 26
Ord 62, Centennial 21
Lincoln Lutheran 31, Gordon-Rushville 15
Aquinas Catholic 37, Sutton 15
Archbishop Bergan 45, Oakland-Craig 20

Class C2

NSAA Football Bracket



TEAM INFORMATION

Superintendent: Kendall Steffensen
Principal: Mark Brahmer
Athletic Director: Darren Sindelar
NSAA Team Enrollment: 102
Conference: Mid-State
Head Coach: Mark Brahmer
Assistant Coaches: Tyler Legate, Kyle Simmons, Grant Doerr, Les Painter, Carl Scholting
Playoff Appearances: 33
Most Recent Playoff Appearance: 2020
State Champion: C1/1978, C1/2007, C1/2008, C1/2020
Runner-up: B/1977, B/1989, C1/1999, C1/2001, C1/2010, C1/2019


2021 SCHEDULE

| Opponent | W/L | Score |
|--------------------|-----|-------|
| St. Paul | W | 47-25 |
| Columbus Lakeview | W | 28-27 |
| North Bend Central | W | 76-32 |
| Arlington | W | 58-13 |
| Boone Central | L | 33-35 |
| ONeill | W | 59-6 |
| West Point-Beemer | W | 57-41 |
| Battle Creek | L | 6-24 |
| Wayne | W | 35-27 |
| Broken Bow | W | 27-14 |
| Ashland-Greenwood | W | 35-28 |
| Battle Creek | W | 21-0 |



2021 ROSTER

| No. | Name | GR | POS | HT | WT | No. | Name | GR | POS | HT | WT |
|-----|---------------------|---------|-------|-----|-----|-----|----------------------|---------|-------|-----|-----|
| | | Off/Def | | | | | | Off/Def | | | |
| 1 | Ritter Oestreich | 12 | RB/DB | ''' | 170 | 50 | Colton Fritz | 12 | C/LB | ''' | 210 |
| 2 | Kaden Froehlich | 10 | TE/LB | ''' | 155 | 51 | Keyston Pfanstiel | 9 | C/DE | ''' | 150 |
| 3 | Matthew Christensen | 12 | RB/LB | ''' | 195 | 52 | Trevor Montgomery | 10 | OG/DE | ''' | 150 |
| 4 | Evan Willits | 11 | RB/DB | ''' | 155 | 53 | Tate Reinke | 10 | OG/DE | ''' | 155 |
| 5 | Caleb Newman | 10 | WR/DB | ''' | 125 | 54 | Camden Jansen | 10 | C/DE | ''' | 150 |
| 7 | Keenan Valverde | 10 | RB/LB | ''' | 145 | 55 | Grant Snodgrass | 11 | OG/DE | ''' | 180 |
| 8 | Gavin Sullivan | 10 | RB/LB | ''' | 170 | 56 | Dawson Raabe | 11 | C/DT | ''' | 285 |
| 9 | Isaiah Adams | 12 | WR/DB | ''' | 145 | 57 | Dylan Riedel | 12 | OT/DT | ''' | 280 |
| 10 | Anthony Leise | 9 | WR/DB | ''' | 125 | 58 | Zavien Buol | 10 | OG/DT | ''' | 190 |
| 11 | Coleton Cooper | 12 | WR/DB | ''' | 145 | 59 | Bode Hoffmann | 11 | OG/DE | ''' | 215 |
| 12 | Deon Watts | 10 | TE/LB | ''' | 170 | 60 | Zachary Meier | 10 | OG/LB | ''' | 155 |
| 13 | Karter Wolfe | 11 | RB/LB | ''' | 155 | 61 | Jackson Zimmerman | 10 | OG/DE | ''' | 185 |
| 14 | Kaden Johnson | 12 | WR/DB | ''' | 170 | 62 | Brecken Schwartz | 9 | OG/LB | ''' | 145 |
| 15 | Benjamin Brahmer | 11 | TE/LB | ''' | 200 | 63 | Bradyn Schwartz | 9 | OT/DT | ''' | 190 |
| 16 | Jacksen Wachholtz | 11 | WR/DB | ''' | 150 | 64 | Blayze Meyer | 9 | OG/DE | ''' | 145 |
| 17 | Abram Scholting | 11 | QB/DB | ''' | 180 | 65 | Carter Meier | 11 | OT/DT | ''' | 250 |
| 18 | Colby Anderson | 11 | QB/DB | ''' | 155 | 66 | Nicholas Erickson | 12 | OT/DT | ''' | 230 |
| 19 | Jayden Coulter | 11 | WR/LB | ''' | 165 | 67 | Trayton Christiansen | 9 | OT/DT | ''' | 190 |
| 21 | Keegen Larson | 10 | WR/DB | ''' | 135 | 68 | Korvin Fritz | 10 | OG/LB | ''' | 155 |
| 22 | Peyton Kruntorad | 9 | RB/LB | ''' | 135 | 69 | Colbey Jensen | 11 | OG/LB | ''' | 175 |
| 23 | Chase Rasmussen | 9 | QB/DB | ''' | 135 | 70 | Anthony Castillo | 9 | OG/LB | ''' | 155 |
| 24 | Benjamin Bolling | 9 | RB/LB | ''' | 150 | 72 | Dakota Marks | 11 | OT/DT | ''' | 250 |
| 25 | Seth Premer | 12 | RB/LB | ''' | 175 | 73 | Jacob Wragge | 10 | OT/DT | ''' | 285 |
| 26 | Turner Wolfe | 9 | RB/LB | ''' | 130 | 74 | Schuyler Simpson | 11 | OT/DT | ''' | 245 |
| 27 | Talon Balaski | 9 | WR/DB | ''' | 125 | 75 | Clayton Carlson | 9 | OT/DE | ''' | 170 |
| 28 | Trevin Larson | 11 | WR/DB | ''' | 150 | 76 | Luke Endorf | 11 | OG/DE | ''' | 180 |
| 30 | Keaton Weeder | 11 | TE/LB | ''' | 175 | 77 | Cooper Wachholtz | 9 | OT/DT | ''' | 215 |
| 31 | Corbin Pfeil | 9 | WR/DB | ''' | 115 | 78 | Tysen Parsons | 10 | OT/DT | ''' | 215 |
| 32 | Isaiah Yarde | 9 | TE/LB | ''' | 140 | 79 | Jesse Huwaldt | 9 | OT/DT | ''' | 230 |
| 38 | Nikolas Harvey | 11 | TE/LB | ''' | 185 | 80 | Addison Croghan | 11 | WR/DB | ''' | 150 |
| 42 | Payton Cederburg | 9 | WR/DB | ''' | 120 | 81 | Lucas Scrivner | 10 | TE/DE | ''' | 165 |
| 44 | Michael Kruntorad | 12 | RB/LB | ''' | 190 | 82 | Kreighton Simpson | 9 | WR/DB | ''' | 135 |
| 45 | Tristan Kuehler | 11 | RB/LB | ''' | 155 | 88 | Wyatt Asmus | 9 | TE/LB | ''' | 155 |
| 48 | Kaden Mosel | 10 | TE/DE | ''' | 150 | 89 | Max Cooper | 12 | TE/DE | ''' | 195 |



TEAM INFORMATION

Superintendent: Dr. Aaron Plas
Principal: Steve Borer
Athletic Director: Jake Shadley
NSAA Team Enrollment: 116
Conference: Central
Head Coach: Kurt Frenzen
Assistant Coaches: Jeff Bargaen, Dan Krueger, T.J. Nielsen, Jimmy Biggs, Darren Reinhart, Zach Lesiak, Aaron Rudloff, Matt Cross, Greg Kobza
Playoff Appearances: 13
Most Recent Playoff Appearance: 2017
Runner-up: B/1990

2021 SCHEDULE

| Opponent | W/L | Score |
|--------------------|-----|-------|
| Boys Town | W | 37-6 |
| Pierce | L | 27-28 |
| Wayne | L | 17-30 |
| Lincoln Christian | W | 49-8 |
| Central City | W | 61-26 |
| West Point-Beemer | W | 48-9 |
| North Bend Central | W | 42-6 |
| Schuyler | W | 52-0 |
| Columbus Scotus | W | 35-0 |
| Milford | W | 42-20 |
| Boone Central | W | 23-20 |
| Kearney Catholic | W | 31-21 |

2021 ROSTER

| No. | Name | GR | POS | HT | WT | No. | Name | GR | POS | HT | WT |
|-----|--------------------|---------|-------|-------|-----|-----|--------------------|---------|-------|-------|-----|
| | | Off/Def | | | | | | Off/Def | | | |
| 2 | Alec Langan | 9 | WR/DB | 5'5" | 115 | 41 | Landon Ternus | 11 | RB/LB | 5'11" | 205 |
| 3 | Turner Halvorsen | 11 | WR/DB | 6'1" | 170 | 42 | Juan Rodriguez | 10 | RB/DB | 5'7" | 175 |
| 4 | Brenden Sloup | 11 | QB/LB | 6'1" | 190 | 44 | William Hickstein | 9 | RB/LB | 5'10" | 185 |
| 5 | Kolby Blaser | 12 | QB/~ | 6'0" | 165 | 51 | Jorge Garcia | 12 | OL/LB | 5'11" | 200 |
| 6 | Yordi Dominguez | 10 | WR/LB | 5'10" | 165 | 52 | Jaeden Jenkinson | 12 | OL/DE | 5'11" | 205 |
| 7 | Levi Lutjelusche | 10 | WR/DB | 5'5" | 110 | 54 | Eli Osten | 12 | OL/DT | 6'1" | 235 |
| 8 | Jacob Dawson | 9 | WR/DB | 5'9" | 130 | 55 | Brennan Hruska | 12 | OL/DT | 6'3" | 270 |
| 9 | Maxwell Fremarek | 11 | TE/LB | 6'0" | 195 | 56 | Blake Anderson | 10 | OL/DE | 5'11" | 165 |
| 10 | Daniel Carnes | 12 | TE/LB | 6'1" | 185 | 58 | Isaac Stromberg | 10 | OL/DT | 5'9" | 240 |
| 11 | Adan Ramirez | 9 | WR/DB | 5'5" | 120 | 59 | Niels Schmidt | 11 | OL/DE | 5'10" | 250 |
| 12 | Clayton Thomson | 9 | QB/DB | 5'8" | 120 | 60 | Zach Anderson | 12 | OL/DE | 6'2" | 190 |
| 13 | Mason Viergutz | 12 | WR/DB | 5'8" | 150 | 62 | Ashton Stubbart | 11 | OL/DE | 5'11" | 235 |
| 15 | Freddy Leon | 9 | WR/DB | 5'7" | 145 | 64 | Bert Adame | 10 | OL/DE | 6'0" | 205 |
| 18 | Jakob Tenski | 9 | RB/DB | 5'7" | 140 | 65 | Sebastian DeLaCruz | 9 | OL/DE | 5'7" | 215 |
| 19 | William Hrouda | 10 | QB/DB | 5'11" | 150 | 70 | Brayden Landkamer | 11 | OL/DT | 5'11" | 250 |
| 20 | Nyckili Reynoldson | 10 | RB/LB | 5'8" | 140 | 71 | Travis Schoch | 12 | OL/DE | 6'0" | 215 |
| 21 | Braxton Borer | 11 | WR/DB | 5'11" | 165 | 72 | Dakota Redmond | 9 | OL/DT | 6'0" | 240 |
| 22 | Caleb Stubbart | 9 | TE/LB | 5'10" | 175 | 74 | Carter Dietrich | 9 | OL/DE | 5'8" | 175 |
| 23 | Owen Bargaen | 11 | RB/DB | 5'9" | 145 | 75 | Lyle Kudron | 12 | OL/DT | 6'5" | 280 |
| 25 | Brock Mahoney | 12 | RB/LB | 5'8" | 160 | 78 | Hunter Schoch | 12 | OL/DT | 6'0" | 230 |
| 28 | Adam VanCleave | 12 | WR/DB | 5'10" | 165 | 79 | Bo Mahoney | 9 | OL/DT | 5'6" | 215 |
| 33 | Miggy Cullum | 11 | WR/DB | 5'7" | 170 | 80 | Mason Klug | 12 | TE/DB | 6'0" | 180 |
| 34 | Cooper Tessoroff | 12 | RB/DB | 5'9" | 175 | 81 | Jordan Simons | 10 | TE/LB | 5'10" | 170 |
| 40 | Kurt Schneider | 10 | RB/LB | 5'7" | 170 | 84 | Keygan Novak | 10 | WR/DB | 5'3" | 95 |





TEAM INFORMATION

Superintendent: Fr. Pat McLaughlin
Principal: Amy Wattier
Athletic Director: Jeff Bellar
NSAA Team Enrollment: 57
Conference: Mid-State
Head Coach: Jeff Bellar
Assistant Coaches: Tim Kassmeier, Todd Pospisil, Jason Konicek, Jordan Bellar, Travis Fisher
Playoff Appearances: 37
Most Recent Playoff Appearance: 2020
State Champion: C1/1983, C1/1991, C1/1998, C1/1999, C1/2004, C1/2005, C1/2010, C1/2011, C1/2012, C1/2017
Runner-up: C1/1984, C2/1987, C1/1993, C2/1996, C1/2009, C1/2015, C2/2018

2021 SCHEDULE

| Opponent | W/L | Score |
|---------------------------|-----|-------|
| Boone Central | L | 17-39 |
| Bishop Neumann | W | 27-24 |
| Ord | W | 30-7 |
| Oakland-Craig | W | 20-14 |
| Ponca | W | 38-0 |
| Wayne | W | 18-14 |
| BRLD | W | 53-3 |
| Crofton | W | 41-13 |
| Hartington Cedar Catholic | W | 27-20 |
| Crofton | W | 35-6 |
| Hartington Cedar Catholic | W | 20-13 |
| Wilber-Clatonia | W | 35-12 |

2021 ROSTER

| No. | Name | GR | POS | HT | WT | No. | Name | GR | POS | HT | WT |
|-----|-------------------|---------|-------|-------|-----|-----|----------------------|---------|-------|-------|-----|
| | | Off/Def | | | | | | Off/Def | | | |
| 1 | Mason Timmerman | 11 | WR/CB | 5'9" | 150 | 50 | Carter Barrett | 12 | OG/DT | 5'9" | 160 |
| 2 | Brennen Kelley | 12 | WR/S | 6'1" | 170 | 51 | Jayce Marksmeier | 9 | OL/DT | 5'10" | 205 |
| 3 | Triston Hoelsing | 11 | WR/CB | 5'9" | 160 | 52 | Gavin Yosten | 11 | OT/DT | 6'2" | 225 |
| 4 | Preston Burbach | 12 | TE/LB | 6'5" | 200 | 53 | Brenden Flood | 9 | OG/LB | 6" | 165 |
| 5 | Ashten Cunningham | 11 | FB/LB | 5'9" | 150 | 54 | Kyan Clausen | 10 | OL/DT | 5'9" | 155 |
| 6 | Karter Kerkman | 11 | RB/LB | 6'1" | 195 | 55 | Ethan Reardon | 11 | C/DE | 5'11" | 215 |
| 7 | Max Hammond | 9 | K/LB | 5'11" | 170 | 56 | Mason Weidner | 10 | OG/LB | 6'1" | 190 |
| 8 | Clayton Carney | 10 | WB/S | 5'10" | 155 | 57 | Caden Arens | 11 | OT/DT | 5'11" | 230 |
| 9 | Aiden Corr | 9 | FB/LB | 5'10" | 140 | 58 | Kade Pieper | 11 | OG/DE | 6'4" | 240 |
| 10 | Thomas Wetjen | 12 | WB/S | 6'1" | 160 | 59 | Tyler Gaspers | 12 | C/DE | 6'1" | 175 |
| 11 | Brandon Kollars | 10 | FB/LB | 5'10" | 180 | 60 | Daniel Vuchetich | 10 | OL/DT | 5'10" | 155 |
| 12 | Tyler Pfeifer | 9 | WR/CB | 5'11" | 145 | 61 | Ethan Schwichtenberg | 12 | OL/LB | 6" | 160 |
| 13 | Kohlson Classen | 11 | WR/CB | 5'9" | 150 | 62 | Mason Maas | 12 | C/LB | 5'10" | 165 |
| 15 | Carter Janssen | 10 | QB/LB | 6'1" | 170 | 63 | Javier Hernandez | 10 | OL/DE | 6" | 175 |
| 16 | Carter Fisher | 9 | WR/CB | 5'8" | 115 | 65 | Josh Gubbels | 12 | OT/NT | 5'10" | 250 |
| 17 | Dillon Barnes | 12 | RB/LB | 6" | 210 | 68 | Noah Morland | 10 | OG/LB | 5'9" | 145 |
| 18 | Braeden Burbach | 9 | TE/DE | 6'4" | 180 | 69 | Tyson Risinger | 9 | OT/NT | 5'10" | 220 |
| 19 | Mason Dusek | 9 | FB/DB | 5'7" | 140 | 70 | Sam Johnson | 9 | OT/DT | 5'11" | 275 |
| 22 | Kanyon Talton | 11 | FB/CB | 5'8" | 150 | 71 | Nolan Fennessy | 10 | OT/DE | 6'4" | 230 |
| 25 | Trevin Sukup | 9 | RB/CB | 5'8" | 145 | 72 | Owen Snodgrass | 9 | C/LB | 5'11" | 155 |
| 26 | John Clausen | 11 | RB/CB | 5'11" | 165 | 73 | Shaun Clinch | 9 | OG/DE | 6" | 180 |
| 27 | Aiden Kosch | 10 | WR/LB | 6'2" | 160 | 74 | Blake Buresh | 9 | OT/DT | 6'2" | 235 |
| 28 | Hayden Kelley | 9 | WB/CB | 5'9" | 145 | 77 | Benjamin Sousek | 10 | OG/DT | 5'11" | 240 |
| 33 | Preston Bamsey | 12 | TE/LB | 6'2" | 170 | 78 | Isaac Wilcox | 12 | OT/DT | 6'3" | 255 |
| 40 | Allen Olander | 12 | FB/LB | 5'10" | 165 | | | | | | |





TEAM INFORMATION

Superintendent: Fr. Walter Nolte
Principal: Dan Koenig
Athletic Director: Chris Rainforth
NSAA Team Enrollment: 56
Conference: Centennial East
Head Coach: Seth Mruz
Assistant Coaches: T.J. Folkers, Josh Boggs, Doug Moore, Scott Painter, Dave Shrader, Brock Rogers, Curtis Marolf, Nate Pribnow
Playoff Appearances: 33
Most Recent Playoff Appearance: 2020
State Champion: C1/1979
Runner-up: C1/1990, C2/2008, C2/2010, C2/2020

2021 SCHEDULE

| Opponent | W/L | Score |
|-------------------------------|-----|-------|
| Yutan | W | 35-7 |
| Grand Island Central Catholic | W | 38-8 |
| Lincoln Lutheran | W | 45-25 |
| Omaha Concordia | W | 62-6 |
| David City | W | 49-6 |
| Aquinas Catholic | W | 40-0 |
| Tekamah-Herman | W | 69-14 |
| Oakland-Craig | W | 56-21 |
| Ponca | W | 49-14 |
| Oakland-Craig | W | 45-20 |
| Aquinas Catholic | W | 38-7 |
| Ord | W | 20-0 |

2021 ROSTER

| No. | Name | GR | POS | HT | WT | No. | Name | GR | POS | HT | WT |
|-----|-----------------|---------|-------|-------|-----|-----|-----------------|---------|-------|-------|-----|
| | | Off/Def | | | | | | Off/Def | | | |
| 1 | Isaac Herink | 12 | WR/LB | 6'0" | 185 | 45 | Joe Archer | 9 | WR/DB | 5'9" | 130 |
| 2 | Logan Anderson | 10 | WR/LB | 6'3" | 180 | 50 | Caleb Herink | 12 | OL/NT | 6'0" | 205 |
| 3 | Jarett Boggs | 12 | RB/LB | 5'11" | 185 | 51 | Brady Davis | 12 | OL/NT | 5'10" | 190 |
| 4 | Max Nosal | 11 | WR/DB | 6'1" | 170 | 52 | Carson Ortmeier | 12 | OL/DE | 6'2" | 195 |
| 5 | Cal Janke | 12 | RB/LB | 5'11" | 175 | 54 | Jack Polick | 10 | OL/LB | 5'10" | 160 |
| 6 | Koa McIntyre | 12 | QB/DB | 6'1" | 205 | 55 | Shaye Hoyle | 12 | OL/DE | 6'2" | 190 |
| 7 | Kade McIntyre | 11 | WR/DE | 6'4" | 195 | 56 | Parker Reynolds | 10 | OL/DE | 5'11" | 165 |
| 8 | Cooper Weitzel | 11 | QB/DB | 5'11" | 170 | 59 | Aaron Peralta | 9 | OL/NT | 5'8" | 220 |
| 9 | Gavin Logemann | 12 | WR/DB | 6'5" | 185 | 60 | Clay Hedges | 10 | OL/DE | 6'4" | 215 |
| 10 | Alex Painter | 12 | WR/LB | 6'0" | 180 | 62 | Cole Campbell | 10 | OL/LB | 6'0" | 160 |
| 11 | Tyler Allen | 12 | WR/DB | 5'10" | 150 | 63 | Owen Pruss | 12 | OL/DE | 5'10" | 165 |
| 12 | Richard Lahti | 9 | WR/DB | 5'11" | 140 | 64 | Kaiden Okeefe | 9 | OL/DE | 5'8" | 170 |
| 13 | Julius Cortes | 12 | RB/LB | 5'9" | 160 | 65 | Ashton Kempf | 11 | OL/NT | 6'0" | 230 |
| 14 | Nick Johnson | 9 | WR/DB | 5'6" | 125 | 66 | Andrew Tullis | 12 | OL/DE | 6'1" | 165 |
| 15 | Lucas Pruss | 12 | WR/DB | 6'1" | 180 | 70 | Logan Eggen | 10 | OL/DE | 6'4" | 185 |
| 16 | Kylie Sullivan | 9 | WR/LB | 5'5" | 130 | 72 | Zelan Hurst | 11 | OL/DE | 5'10" | 190 |
| 17 | Liam Schmidt | 10 | RB/DB | 5'11" | 140 | 75 | Jake Hedges | 12 | OL/NT | 6'1" | 250 |
| 18 | Dawson Pruss | 10 | WR/LB | 5'10" | 145 | 77 | Aaron Fellers | 11 | OL/NT | 5'9" | 205 |
| 19 | Joshua Mace | 9 | WR/LB | 5'11" | 140 | 78 | Adam Wiese | 11 | OL/DE | 6'3" | 265 |
| 20 | Alex Langenfeld | 10 | K/K | 6'3" | 170 | 85 | Isaac Barton | 9 | WR/LB | 5'9" | 150 |
| 25 | Will Bendig | 9 | RB/LB | 5'9" | 140 | 88 | Colbey Butts | 10 | WR/LB | 6'3" | 160 |
| 44 | Tommy Connell | 11 | OL/DB | 5'8" | 155 | | | | | | |



2020 CHAMPIONS




CLASS A
Omaha Westside



CLASS B
Elkhorn

2020 CHAMPIONS



CLASS C1
Pierce



CLASS C2
Ord



All your needs. One solution.

Support all of your school's teams under one roof with a Hudl athletic department package.



Film Room

Our intuitive video tools get your athletes better prepared for opportunities at the next level.

Highlights

Intuitive creation tools let you build and share dynamic highlight reels to show off in seconds.

Data On-Demand

Get interactive data reports on all of your game and scout film, in less than a day.

Community

Sharing your video with your fans and followers is simple, so you can make lasting memories.

Learn more at hudl.com/nsaa

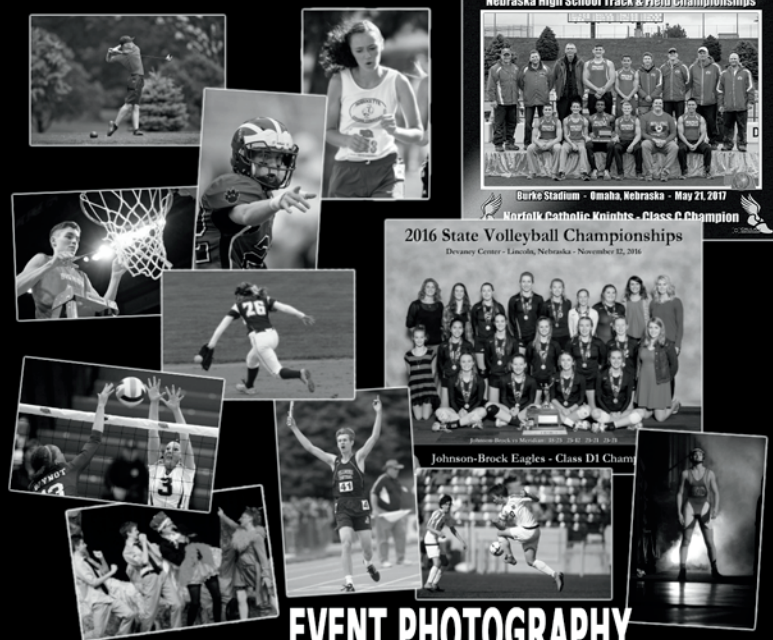
CALLAM

SPORTS PHOTOGRAPHY

WWW.CALLAMSPORTSPHOTO.COM
 EMAIL: CALLAMSPORTS@GMAIL.COM
 PHONE: 402-499-5630



SCHOOL TEAM AND INDIVIDUAL PHOTOS



EVENT PHOTOGRAPHY

RESPECT THE REF

**Cheer loud and proud
for your team but
please be respectful
and let the officials do
their job.**

Using #NSAARespectTheRef, tweet @nsaahome how your school is respecting the referees.

Interested in becoming an NSAA official? Head over to nsaahome.org for more information.



2020 CHAMPIONS



Class D1

NSAA Football Bracket

Quarterfinals • Nov. 5

| | | |
|-------------------------------|-----|----|
| Burwell (9-0) | vs. | 41 |
| Anselmo-Merna (8-1) | | 18 |

| | | |
|---------------------------------------|-----|----|
| Howells-Dodge (9-0) | vs. | 44 |
| Dundy County Stratton (8-1) | | 18 |

| | | |
|----------------------------------|-----|----|
| Perkins County (7-2) | vs. | 6 |
| Hitchcock County (8-1) | | 58 |

| | | |
|--|-----|----|
| Cross County (8-1) | vs. | 58 |
| Lourdes Central Catholic (9-0) | | 51 |

Semifinals Nov. 12

| | | |
|--------------------------------|-----|----|
| Burwell (10-0) | vs. | 18 |
| Howells-Dodge (10-0) | | 56 |

Semifinals Nov. 12

| | | |
|----------------------------------|-----|----|
| Hitchcock County (9-1) | vs. | 20 |
| Cross County (9-1) | | 56 |

First Round, October 21

Burwell 60, Amherst 24
Nebraska Christian 22, Arcadia-Loup City
Anselmo-Merna 36, Summerland 6
Hitchcock County 72, West Holt 0
Dundy County Stratton 66, Cambridge 8
Sutherland 52, Hi-Line 22
Perkins County 46, Bertrand 28
Arapahoe 56, Alma 40
Lourdes Central Catholic 57, Thayer Central 14
Laurel-Concord-Coleridge 30, EMF 26
Stanton 57, Heartland 12
Humphrey/Lindsay Holy Family 36, Lutheran High Northwest 35
Weeping Water 48, Wisner-Pilger 28
Cross County 45, Clarkson/Leigh 12
Neligh-Oakdale 64, Tri County 30
Howells-Dodge 56, Elmwood-Murdock 32

CHAMPIONSHIP GAME

UNL - Memorial Stadium
Monday • Nov. 22 • 10:15 AM

| | | |
|--------------------------------|-----|-------------------------------|
| Howells-Dodge (11-0) | vs. | Cross County (10-1) |
|--------------------------------|-----|-------------------------------|

Second Round, October 29

Burwell 59, Humphrey/Lindsay Holy Family 12
Anselmo-Merna 26, Stanton 20
Howells-Dodge 54, Laurel-Concord-Coleridge 20
Dundy County Stratton 68, Nebraska Christian 34
Perkins County 37, Arapahoe 28
Hitchcock County 30, Neligh-Oakdale 20
Cross County 67, Weeping Water 36
Lourdes Central Catholic 53, Sutherland 20

Quarterfinals • Nov. 5

| | | |
|------------------------------------|-----|----|
| Sandhills/Thedford (9-0) | vs. | 46 |
| Osceola (8-1) | | 14 |

| | | |
|--|-----|----|
| Johnson-Brock (7-2) | vs. | 10 |
| Elgin Public/Pope John (6-3) | | 22 |

| | | |
|-----------------------------------|-----|----|
| BDS (6-3) | vs. | 30 |
| Ansley-Litchfield (7-2) | | 26 |

| | | |
|--------------------------------------|-----|----|
| Kenesaw (9-0) | vs. | 70 |
| Humphrey St. Francis (9-0) | | 40 |

Semifinals Nov. 12

| | | |
|--|-----|----|
| Sandhills/Thedford (10-0) | vs. | 52 |
| Elgin Public/Pope John (7-3) | | 8 |

Semifinals Nov. 12

| | | |
|--------------------------|-----|----|
| BDS (7-3) | vs. | 6 |
| Kenesaw (10-0) | | 36 |

First Round, October 21

Sandhills/Thedford 60, Lawrence-Nelson 20
Elgin Public/Pope John 30, St. Mary's 26
Leyton 47, Hyannis 12
Kenesaw 56, Medicine Valley 0
Mullen 58, Loomis 12
Blue Hill 28, Garden County 8
Ansley-Litchfield 74, Pleasanton 8
Riverside 74, Sandhills Valley 20
Humphrey St. Francis 42, Allen 14
BDS 66, Fullerton 34
Falls City Sacred Heart 63, Osmond 41
Osceola 70, Homer 27
Bloomfield 66, Wausa 20
Mead 26, Wynot 20
Johnson-Brock 56, Winside 12
Pender 69, Creighton 32

CHAMPIONSHIP GAME

UNL - Memorial Stadium
Monday • Nov. 22 • 2:45 PM

| | | |
|-------------------------------------|-----|--------------------------|
| Sandhills/Thedford (11-0) | vs. | Kenesaw (11-0) |
|-------------------------------------|-----|--------------------------|

Second Round, October 29

Sandhills/Thedford 62, Mead 6
Osceola 54, Leyton 28
Johnson-Brock 40, Riverside 22
Elgin Public/Pope John 70, Bloomfield 40
BDS 36, Pender 28
Ansley-Litchfield 50, Mullen 42 (OT)
Kenesaw 62, Falls City Sacred Heart 56
Humphrey St. Francis 30, Blue Hill 0

Class D2

NSAA Football Bracket



TEAM INFORMATION


Superintendent: Mark Ernst
Principal: Jordan Brabec
Athletic Director: Jordan Brabec
NSAA Team Enrollment: 39
Conference: East Husker
Head Coach: Mike Speirs
Assistant Coaches: Luke Dobbins, Wes Pokorny, Mark Ernst, Nathan Bazata
Playoff Appearances: 10
Most Recent Playoff Appearance: 2020

2021 SCHEDULE

| Opponent | W/L | Score |
|----------------------------------|-----|-------|
| East Butler | W | 58-0 |
| Shelby-Rising City | W | 46-13 |
| Cross County | W | 40-38 |
| Wisner-Pilger | W | 46-26 |
| Madison | W | 60-0 |
| Stanton | W | 44-8 |
| Guardian Angels Central Catholic | W | 50-12 |
| Clarkson/Leigh | W | 30-0 |
| Elmwood-Murdock | W | 56-32 |
| Laurel-Concord-Coleridge | W | 54-20 |
| Dundy County Stratton | W | 44-18 |
| Burwell | W | 56-18 |

2021 ROSTER

| No. | Name | GR | POS Off/Def | HT | WT | No. | Name | GR | POS Off/Def | HT | WT |
|-----|------------------|----|----------------|-------|-----|-----|---------------------|----|----------------|-------|-----|
| 1 | Lane Belina | 10 | RB/LB | 5'11" | 160 | 28 | Jestin Bayer | 11 | OL/LB | 5'10" | 195 |
| 3 | Lance Brester | 11 | RB/DB | 6'3" | 180 | 30 | Austin Hegemann | 10 | OL/LB | 5'10" | 150 |
| 4 | Aiden Meyer | 11 | TE/DE | 6'3" | 180 | 32 | R.J. Bayer | 12 | TE/DE | 6'2" | 190 |
| 6 | Brittin Sindelar | 11 | QB/DB | 5'9" | 140 | 34 | Max Lange | 10 | RB/DB | 5'10" | 135 |
| 7 | Colton Klosen | 10 | RB/LB | 6'0" | 7 | 35 | Ethan Haas-Oltrogge | 11 | TE/DE | 5'11" | 155 |
| 8 | Kellen Fiala | 11 | RB/DB | 5'8" | 130 | 44 | Matt Brester | 9 | OL/DE | 5'10" | 160 |
| 10 | Rylan Nelson | 10 | TE/DB | 5'11" | 145 | 45 | Aden Lange | 12 | TE/DB | 6'2" | 180 |
| 12 | Carson Heard | 9 | QB/DB | 5'6" | 105 | 50 | Aandy Dominguez | 11 | OL/NT | 6'0" | 195 |
| 14 | Preston Jensen | 10 | RB/DB | 5'7" | 150 | 55 | Connor Kreikemeier | 10 | OL/DE | 6'2" | 190 |
| 15 | Landon Dobbins | 10 | QB/DB | 5'10" | 140 | 56 | Melvin Delgado | 9 | OL/NT | 5'10" | 200 |
| 17 | Gavin Nelson | 12 | QB/DB | 6'0" | 160 | 60 | Alex Beyer | 9 | OL/DE | 5'10" | 180 |
| 21 | Caleb Perrin | 11 | TE/DB | 6'0" | 160 | 64 | Nathan Hegemann | 10 | OL/NT | 6'3" | 210 |
| 22 | Levi Belina | 12 | RB/LB | 6'0" | 180 | 74 | Cole Grovijohn | 11 | C/DE | 6'0" | 190 |
| 23 | Blake Sindelar | 12 | TE/DB | 6'3" | 185 | 84 | Evan Haas | 12 | OL/DE | 6'0" | 180 |
| 24 | Oscar Dominguez | 10 | TE/DE | 6'1" | 155 | 99 | Brady Lund | 12 | OL/DE | 6'5" | 210 |
| 26 | Dylan Brichacek | 9 | RB/LB | 5'8" | 125 | | | | | | |





TEAM INFORMATION

Superintendent: Brent Hollinger
Principal: Justin Dewitt
Athletic Director: Jimmy Blex
NSAA Team Enrollment: 52
Conference: Crossroads
Head Coach: Hayden DeLano
Assistant Coaches: Matt Carroll, Mitch Boshart, Todd Connelly, Quinn Peterson, Joe O'Brien, Lincoln Kelley, Grant Hollinger
Playoff Appearances: 14
Most Recent Playoff Appearance: 2020

2021 SCHEDULE

| Opponent | W/L | Score |
|------------------------------|-----|-------|
| Blue Hill | W | 86-8 |
| Clarkson/Leigh | W | 42-22 |
| Thayer Central | W | 53-14 |
| Howells-Dodge | L | 38-40 |
| Nebraska Christian | W | 61-7 |
| Shelby-Rising City | W | 67-6 |
| East Butler | W | 67-0 |
| Humphrey/Lindsay Holy Family | W | 72-24 |
| Clarkson/Leigh | W | 45-12 |
| Weeping Water | W | 67-36 |
| Lourdes Central Catholic | W | 58-51 |
| Hitchcock County | W | 56-20 |

2021 ROSTER

| No. | Name | GR | POS | HT | WT | No. | Name | GR | POS | HT | WT |
|-----|-------------------------|---------|-------|-------|-----|-----|--------------------|---------|-------|-------|-----|
| | | Off/Def | | | | | | Off/Def | | | |
| 1 | Cameron Graham | 12 | WB/DB | 6'0" | 165 | 30 | Izaac Dickey | 10 | FB/LB | 5'8" | 185 |
| 2 | Lucas Jacobsen | 10 | QB/DB | 5'9" | 135 | 31 | Hayden Allen | 11 | TE/DE | 6'2" | 185 |
| 3 | Jackson Lindburg | 11 | QB/DB | 6'0" | 165 | 32 | Rafe Peterson | 10 | OL/NT | 5'10" | 200 |
| 4 | Thatcher Hanson | 9 | RB/DB | 5'8" | 125 | 33 | Tobey Waller | 11 | RB/LB | 5'10" | 180 |
| 5 | Shayden Lundstrom | 12 | QB/DB | 6'2" | 170 | 34 | Carter Seim | 12 | RB/LB | 6'2" | 210 |
| 6 | Jacob Manzanares Aranda | 10 | K/K | 5'7" | 140 | 40 | Ty Racek | 11 | RB/DB | 5'9" | 160 |
| 7 | Tony DeWitt | 9 | RB/DB | 5'7" | 130 | 41 | Trevor Bolton | 11 | C/DE | 5'11" | 192 |
| 8 | Tanner Hollinger | 10 | TE/DE | 6'5" | 190 | 42 | Channer Marsden | 12 | RB/LB | 5'10" | 165 |
| 9 | Ashton Seim | 10 | RB/LB | 5'10" | 160 | 54 | Leighton Nuttelman | 11 | OL/DG | 5'8" | 180 |
| 10 | Dylan Fanning | 10 | RB/LB | 5'9" | 150 | 55 | Alex Noyd | 10 | OL/LB | 5'11" | 210 |
| 11 | Haiden Hild | 12 | RB/DB | 6'1" | 180 | 63 | Colby Bolton | 12 | OL/DE | 5'10" | 201 |
| 13 | Tyler Shoup | 10 | RB/DB | 5'9" | 120 | 64 | Jentry Lovejoy | 12 | OL/NT | 6'1" | 225 |
| 14 | Dalton Noble | 10 | RB/LB | 5'11" | 155 | 73 | Conner Jones | 10 | OL/NT | 6'0" | 215 |
| 15 | Brayden Schmidtberger | 10 | RB/DB | 6'0" | 145 | 75 | Owen Renken | 12 | OL/NT | 5'10" | 190 |
| 20 | Treven Nienhueser | 10 | RB/DB | 5'8" | 140 | 77 | Cooper Sundberg | 10 | OL/DT | 6'3" | 245 |
| 21 | Noah Sandell | 10 | TE/DE | 6'2" | 170 | 80 | James Elgin | 10 | TE/DE | 6'2" | 180 |
| 22 | Cory Hollinger | 12 | TE/DE | 6'6" | 227 | 81 | Brock Allen | 9 | OL/DE | 6'0" | 165 |
| 23 | Damon Mickey | 12 | OL/DE | 5'10" | 220 | 82 | Wyatt Hengelfelt | 9 | TE/DE | 6'2" | 165 |
| 24 | Andrew Dubas | 10 | RB/LB | 5'8" | 160 | 84 | Ethan Brehm | 12 | TE/DE | 6'3" | 180 |





TEAM INFORMATION

Superintendents: Blake Dahlberg, J. D. Furrow
Principals: Blake Dahlberg, J. D. Furrow
Athletic Directors: Bec Ray, Elise Miller
NSAA Team Enrollment: 23
Conference: Mid-Nebraska Activities
Head Coach: Josh Deines
Assistant Coaches: Tyson Cox, Andrew Christen, Cade Pokorny
Playoff Appearances: 12
Most Recent Playoff Appearance: 2021
Runner-up: D2/2020

2021 SCHEDULE

| Opponent | W/L | Score |
|------------------------|-----|-------|
| Mullen | W | 52-14 |
| Morrill | W | 36-8 |
| Hyannis | W | 65-0 |
| Twin Loup | W | 45-0 |
| South Loup | W | 61-16 |
| Ansley-Litchfield | W | 55-6 |
| Sandhills Valley | W | 56-0 |
| Pleasanton | W | 72-18 |
| Lawrence-Nelson | W | 60-20 |
| Mead | W | 62-6 |
| Osceola | W | 46-14 |
| Elgin Public/Pope John | W | 52-8 |

2021 ROSTER

| No. | Name | GR | POS | HT | WT | No. | Name | GR | POS | HT | WT |
|-----|---------------------|---------|-------|-------|-----|-----|-----------------|---------|-------|-------|-----|
| | | Off/Def | | | | | | Off/Def | | | |
| 1 | Brayden Guggenmos | 11 | RB/DB | 5'9" | 130 | 22 | Dane Pokorny | 12 | RB/LB | 6'3" | 205 |
| 3 | Keghan Schaefer | 9 | RB/DB | 5'5" | 110 | 23 | Connor Cooksley | 11 | TE/DB | 5'10" | 130 |
| 5 | Kyle Cox | 9 | QB/DB | 5'8" | 140 | 24 | Reece Zutavern | 12 | QB/LB | 5'10" | 195 |
| 7 | Alvaro Ferran | 11 | RB/DB | 5'9" | 120 | 28 | Kaden Haake | 11 | TE/DB | 6" | 180 |
| 8 | Preston Moschenross | 11 | TE/DE | 5'9" | 140 | 30 | Drew McIntosh | 12 | TE/DE | 6'1" | 190 |
| 10 | Aydyn Hall | 9 | TE/DB | 6'0" | 165 | 31 | Brady Haake | 9 | OL/DE | 5'8" | 150 |
| 11 | Parker Ballenger | 12 | OL/DE | 6'0" | 160 | 32 | Zeb Wilde | 10 | OL/NT | 6'1" | 210 |
| 12 | Seth Scranton | 12 | TE/DB | 5'11" | 165 | 38 | Caden Zutavern | 9 | TE/DE | 5'11" | 170 |
| 13 | Brodie Stengel | 10 | TE/DB | 5'8" | 130 | 40 | Andrew Furrow | 11 | OL/DE | 6'2" | 220 |
| 14 | Carson Cooksley | 9 | RB/DB | 5'9" | 140 | 48 | Rhett McFadden | 10 | OL/LB | 5'9" | 175 |
| 15 | Colinn Winkelbauer | 11 | TE/LB | 5'10" | 145 | 50 | Brady Dahlberg | 10 | OL/NT | 6'3" | 200 |
| 20 | Ross Martindale | 9 | OL/DE | 5'9" | 135 | 55 | Tyson Hickman | 9 | OL/NT | 5'10" | 230 |
| 21 | Trae Hickman | 12 | RB/DB | 5'9" | 170 | | | | | | |





TEAM INFORMATION

Superintendent: Rick Masters
Principal: Nicole LaClaire
Athletic Director: Craig Schnitzler
NSAA Team Enrollment: 35
Conference: Twin Valley Conference
Head Coach: Craig Schnitzler
Assistant Coaches: Chuck Roe, Casey Olson, Christian Kroos
Playoff Appearances: 28
Most Recent Playoff Appearance: 2020
Runner-up: D1/1990

2021 SCHEDULE

| Opponent | W/L | Score |
|-------------------------|-----|-------|
| Axtell | W | 58-24 |
| Loomis | W | 47-0 |
| Fullerton | W | 70-20 |
| Giltner | W | 68-12 |
| Lawrence-Nelson | W | 75-6 |
| BDS | W | 52-14 |
| Blue Hill | W | 58-7 |
| Palmer | W | 72-20 |
| Medicine Valley | W | 56-0 |
| Falls City Sacred Heart | W | 62-56 |
| Humphrey St. Francis | W | 70-40 |
| BDS | W | 36-6 |

2021 ROSTER

| No. | Name | GR | POS | HT | WT | No. | Name | GR | POS | HT | WT |
|-----|----------------|---------|-------|-------|-----|-----|----------------|---------|-------|-------|-----|
| | | Off/Def | | | | | | Off/Def | | | |
| 2 | Randyn Uden | 11 | QB/CB | 6'0" | 157 | 25 | Sean Duffy | 12 | TE/LB | 6'2" | 195 |
| 6 | Nickolas Kuehn | 11 | RB/LB | 5'9" | 150 | 30 | Maddox Wagoner | 9 | RB/CB | 5'7" | 120 |
| 8 | Ryder Prescott | 10 | QB/LB | 5'9" | 157 | 33 | Joel Katzberg | 11 | TE/DE | 5'11" | 185 |
| 10 | Tyson Denkert | 12 | QB/CB | 5'10" | 183 | 43 | Drake Olson | 12 | C/DE | 6'4" | 240 |
| 13 | Trey Kennedy | 12 | RB/DT | 6'0" | 197 | 50 | Kaleb Roe | 9 | OG/DG | 5'5" | 230 |
| 17 | Sam Uden | 9 | TE/CB | 5'11" | 138 | 55 | Luke Burr | 11 | C/DG | 5'6" | 208 |
| 19 | Austin Mack | 9 | SE/CB | 5'9" | 120 | 60 | Chase Uden | 9 | OG/DE | 5'8" | 161 |
| 20 | Skylar Conover | 9 | OG/DE | 5'10" | 180 | 62 | Jravin Suck | 9 | FB/DE | 6'4" | 185 |
| 21 | Lane Kelley | 11 | SE/CB | 6'3" | 165 | 70 | Eli Jensen | 12 | OG/DG | 6'4" | 220 |
| 23 | Blake Steer | 10 | TE/LB | 6'3" | 165 | 88 | Kacey Poland | 9 | OG/DG | 5'11" | 215 |
| 24 | Taten Uden | 11 | OG/DG | 6'0" | 200 | | | | | | |



WELCOME TO KEARNEY



CLASS D6 FOOTBALL CHAMPIONSHIPS



ARCHWAY



BIG APPLE FUN CENTER



DOWNTOWN

Filled with cultural attractions, family-friendly activities, unique shopping, amazing parks and a variety of tasty restaurants, there is something for everyone to enjoy in Kearney!

FIND MORE INFO AT:

visitkearney.org

308-237-3178



YANNEY PARK



CLASSIC CAR COLLECTION



HIKE/BIKE TRAIL



Class D6

NSAA Football Bracket

Quarterfinals • Nov. 5

| | | |
|------------------------------------|-----|----|
| Potter-Dix (9-0) | vs. | 70 |
| Parkview Christian (7-2) | | 34 |

| | | |
|----------------------------------|-----|----|
| McCool Junction (8-1) | vs. | 25 |
| Spalding Academy (8-1) | | 32 |

| | | |
|-----------------------------|-----|----|
| Pawnee City (6-3) | vs. | 18 |
| Wallace (8-1) | | 38 |

| | | |
|-------------------------------|-----|----|
| Arthur County (7-2) | vs. | 6 |
| Cody-Kilgore (9-0) | | 51 |

Semifinals
Nov. 12

| | | |
|----------------------------------|-----|----|
| Potter-Dix (10-0) | vs. | 39 |
| Spalding Academy (9-1) | | 38 |

| | | |
|-------------------------------|-----|----|
| Wallace (9-1) | vs. | 28 |
| Cody-Kilgore (10-0) | | 72 |

CHAMPIONSHIP GAME

Cope Stadium - UNK
Friday • Nov. 19 • 7:00 p.m.

| | | |
|-------------------------------|-----|--|
| Potter-Dix (11-0) | vs. | |
| Cody-Kilgore (11-0) | | |

First Round, October 29

- Potter-Dix 54, Sioux County 0
- Parkview Christian 50, Silver Lake 38
- McCool Junction 28, Franklin 20
- Spalding Academy 45, Sterling 44
- Pawnee City 54, Red Cloud 46
- Wallace 62, Hay Springs 42
- Arthur County 45, Sumner-Eddyville-Miller 38
- Cody-Kilgore 55, Stuart 19

2020 CHAMPION



CLASS D6
McCool Junction



TEAM INFORMATION

Superintendent: Adam Patrick
Principal: Lance Howitt
Athletic Director: Cory Michelman
NSAA Team Enrollment: 22
Conference: Minuteman
Head Coach: Dale Frerichs
Assistant Coaches: Jake Christensen, Garrett Stricklin
Playoff Appearances: 14
Most Recent Playoff Appearance: 2020

2021 SCHEDULE

| Opponent | W/L | Score |
|--------------------|-----|-------|
| Wallace | W | 47-22 |
| Sioux County | W | 62-8 |
| Crawford | W | 65-25 |
| Arthur County | W | 68-50 |
| South Platte | W | 70-6 |
| Hay Springs | W | 51-12 |
| Banner County | W | 85-6 |
| Creek Valley | W | 80-16 |
| Sioux County | W | 54-0 |
| Parkview Christian | W | 70-34 |
| Spalding Academy | W | 39-38 |

2021 ROSTER

| No. | Name | GR | POS | HT | WT | No. | Name | GR | POS | HT | WT |
|-----|-----------------|---------|-------|-------|-----|-----|-------------------|---------|-------|-------|-----|
| | | Off/Def | | | | | | Off/Def | | | |
| 1 | Jared Anton | 12 | RB/LB | 5'10" | 180 | 20 | James Pease | 11 | RB/LB | 6'0" | 145 |
| 2 | Caden McConnell | 10 | C/DG | 5'11" | 180 | 23 | Brandon Paxton | 10 | WR/LB | 6'3" | 170 |
| 3 | Thomas Muldoon | 12 | WR/DB | 6'3" | 160 | 25 | Niko Koon | 12 | TE/DE | 5'10" | 180 |
| 7 | Luke Kasten | 11 | QB/DE | 6'3" | 175 | 27 | Jaxen Buettenback | 10 | RB/LB | 5'10" | 165 |
| 8 | Gunnar Oleson | 11 | WR/DB | 5'9" | 140 | 30 | Dawson Monheiser | 9 | OL/DT | 6'0" | 200 |
| 12 | Brayden Kasten | 10 | QB/DB | 6'2" | 160 | 34 | Zachary Rotert | 11 | TE/LB | 6'5" | 180 |
| 15 | Alex Anton | 11 | WR/DB | 6'1" | 140 | 88 | Ben Johnson | 11 | WR/DB | 6'1" | 165 |
| 18 | Joshua Kasten | 11 | OL/DT | 6'2" | 205 | | | | | | |





TEAM INFORMATION

Superintendent: Ryan Orrock
Principal: Ryan Orrock
Athletic Director: Allie O'Neill
NSAA Team Enrollment: 19
Conference: Mid-Nebraska Activities
Head Coach: Landon Miller
Assistant Coaches: Trent Ford, Erick Wickman
Playoff Appearances: 9
Most Recent Playoff Appearance: 2020

2021 SCHEDULE

| Opponent | W/L | Score |
|---------------|-----|-------|
| Paxton | W | 67-12 |
| Arthur County | W | 77-33 |
| Santee | W | 84-44 |
| Stuart | W | 60-14 |
| Sioux County | W | 86-8 |
| Minatare | W | 97-0 |
| Crawford | W | 53-6 |
| Hay Springs | W | 66-14 |
| Stuart | W | 55-19 |
| Arthur County | W | 51-6 |
| Wallace | W | 72-28 |

2021 ROSTER

| No. | Name | GR | POS Off/Def | HT | WT | No. | Name | GR | POS Off/Def | HT | WT |
|-----|--------------------------|----|----------------|-------|-----|-----|--------------------|----|----------------|-------|-----|
| 2 | peyton wilkerson-sterkel | 12 | RB/DE | 5'10" | 170 | 21 | jasper roseberry | 9 | RB/DB | 5'10" | 110 |
| 3 | cactus millar | 12 | RB/DB | 5'10" | 180 | 23 | jacob knox | 10 | OL/LB | 5'9" | 150 |
| 4 | byron skinner | 11 | OL/DE | 5'6" | 135 | 24 | tucker ravenscroft | 12 | OL/DE | 6'2" | 240 |
| 7 | traper schied | 9 | RB/DB | 5'7" | 100 | 30 | drew farrell | 10 | OL/LB | 5'10" | |
| 8 | gage davis | 12 | OL/LB | 6'3" | 200 | 33 | gabe glines | 10 | RB/LB | 5'10" | 185 |
| 10 | cooper fay | 10 | QB/DB | 5'7" | 135 | 40 | cooper pitkin | 9 | C/NT | 6'2" | 185 |
| 11 | dalton keating | 11 | OL/DE | 5'11" | 150 | 44 | dominic fresquez | 10 | RB/LB | 5'10" | 150 |
| 12 | brady skinner | 9 | RB/DB | 5'6" | 115 | 50 | tylan blume | 9 | OL/DE | 5'9" | 115 |
| 14 | parker andrews | 11 | OL/DB | 5'10" | 160 | 52 | trey hand | 10 | OL/NT | 6'2" | 230 |
| 20 | tristan fish | 9 | QB/DB | 5'8" | 110 | 54 | dylan naslund | 11 | C/DE | 6'0" | 195 |



Championship History

CLASS A

2020-Omaha Westside (10-0) 37, Elkhorn South (9-2) 21
 2019-Bellevue West (13-0) 35, Omaha Westside (10-3) 0
 2018-Omaha Burke (13-0) 24, Grand Island (10-3) 20
 2017-Omaha North (12-1) 27, Kearney (12-1) 20
 2016-Bellevue West (13-0) 43, Omaha North (12-1) 6
 2015-Millard North (11-2) 21, Millard West (12-1) 14
 2014-Omaha North (13-0) 41,
 Creighton Preparatory School (11-2) 0
 2013-Omaha North (12-1) 23, Omaha Westside (11-2) 21
 2012-Millard North (13-0) 17, Omaha North (10-3) 14
 2011-Lincoln Southeast (12-1) 21, Omaha Burke (12-1) 9
 2010-Millard North (11-2) 28, Millard South (11-2) 20
 2009-Millard South (13-0) 45, Millard West (10-3) 17
 2008-Millard West (13-0) 21, Millard South (9-4) 8
 2007-Omaha Central (11-2) 26, Millard North (10-3) 21
 2006-Kearney (12-1) 41, Omaha Westside (12-1) 21
 2005-Millard North (12-1) 35, Lincoln Southwest (12-1) 14
 2004-Creighton Preparatory School (12-1) 21,
 Millard North (6-7) 7
 2003-Millard North (13-0) 38,
 Creighton Preparatory School (12-1) 7
 2002-Lincoln Southeast (12-1) 7, Millard North (12-1) 6
 2001-Millard West (12-1) 28, North Platte (11-2) 14
 2000-Lincoln Southeast (13-0) 14,
 Creighton Preparatory School (12-1) 7 OT
 1999-Creighton Preparatory School (12-1) 27,
 Millard West (10-3) 17
 1998-Lincoln Southeast (12-1) 23, Millard West (11-2) 7
 1997-Lincoln Southeast (13-0) 33,
 Papillion-La Vista (10-3) 14
 1996-Papillion-La Vista (13-0) 35, Millard South (10-3) 6
 1995-Millard South (11-2) 28, Papillion-La Vista (11-2) 24
 1994-Norfolk (12-0) 27, Omaha Benson (9-3) 19
 1993-Hastings (12-0) 14, Lincoln Southeast (10-2) 7
 1992-Lincoln Southeast (10-2) 17, Lincoln High (10-2) 0
 1991-Lincoln Southeast (9-3) 21,
 Creighton Preparatory School (11-1) 7
 1990-Papillion-La Vista (12-0) 42, Grand Island (11-1) 21
 1989-Creighton Preparatory School (11-1) 17,
 Lincoln Southeast (11-1) 8
 1988-Creighton Preparatory School (10-2) 24,
 Lincoln Southeast (9-3) 21
 1987-Creighton Preparatory School (11-1) 17,
 Grand Island (9-3) 3
 1986-Creighton Preparatory School (11-1) 14,
 Fremont (10-2) 0
 1985-Creighton Preparatory School (12-0) 45,
 Papillion-La Vista (9-3) 7
 1984-Omaha Central (11-1) 34, Omaha Burke (8-4) 14
 1983-Creighton Preparatory School (10-2) 25,
 Omaha Gross Catholic (9-3) 21
 1982-Omaha Westside (12-0) 34,
 Lincoln Northeast (9-3) 0
 1981-Omaha Westside (12-0) 26,
 Omaha Northwest (10-2) 14
 1980-Creighton Preparatory School (12-0) 24,
 Omaha Burke (11-1) 7
 1979-Lincoln East (11-1) 7, Omaha Westside (10-2) 0
 1978-Grand Island 31 (9-2-1),
 Creighton Preparatory School (10-2) 7

1977-Lincoln Southeast (10-1) 23,
 Creighton Preparatory School (10-2) 6
 1976-Lincoln Southeast (8-1-2) 20,
 Creighton Preparatory School (8-3) 10
 1975-Lincoln East (10-0-2) 20, Omaha Westside (9-2) 9

CLASS B

2020-Elkhorn High (11-2) 42, Aurora (9-4) 12
 2019-Omaha Skutt Catholic (13-0) 21, Scottsbluff (12-1) 20
 2018-Omaha Skutt Catholic (13-0) 48, Scottsbluff (12-1) 27
 2017-York (13-1) 31, Omaha Skutt Catholic (11-3) 0
 2016-Elkhorn South (13-0) 34,
 Omaha Skutt Catholic (10-3) 32
 2015-Elkhorn South (13-0) 32, Aurora (12-1) 21
 2014-Omaha Skutt Catholic (11-2) 40, Elkhorn (10-3) 10
 2013-Omaha Skutt Catholic (12-1) 30, York (11-2) 0
 2012-Omaha Gross Catholic (12-1) 14, Norris (10-3) 7
 2011-Elkhorn (12-1) 26, Crete (12-1) 17
 2010-Crete (13-0) 34, Elkhorn (10-3) 0
 2009-Aurora (13-0) 34, Omaha Skutt Catholic (12-1) 21
 2008-Aurora (12-1) 20, Beatrice (11-2) 14
 2007-Crete (13-0) 14, McCook (12-1) 7 OT
 2006-Crete (12-1) 28, Elkhorn (12-1) 14
 2005-Omaha Skutt Catholic (13-0) 6, McCook (12-1) 0
 2004-Lincoln Pius X (13-0) 14, McCook (12-1) 9
 2003-McCook (13-0) 21, Omaha Roncalli Catholic (12-1) 0
 2002-McCook (13-0) 39, Ralston (9-4) 14
 2001-Seward (12-1) 35, Crete (11-2) 20
 2000-Crete (10-3) 13, Scottsbluff (12-1) 3
 1999-Elkhorn (13-0) 23, Scottsbluff (11-2) 8
 1998-Lincoln Pius X (10-2) 39, Chadron (12-1) 14
 1997-Lincoln Pius X (11-1) 47, Lexington (11-2) 8
 1996-Elkhorn (13-0) 19, Crete (11-2) 14
 1995-Lincoln Pius X (13-0) 24, Aurora (11-2) 7
 1994-Hastings (10-2) 56, McCook (11-1) 16
 1993-Columbus Scotus (13-0) 42, Adams Central (10-2) 24
 1992-Elkhorn (13-0) 36, Lexington (11-1) 12
 1991-Cozad (12-1) 17, Elkhorn (11-1) 6
 1990-Mt. Michael Benedictine (11-1) 14,
 Columbus Lakeview (12-1) 7
 1989-Elkhorn (13-0) 33, Pierce (11-2) 17
 1988-Blair (12-0) 26, Lexington (10-3) 14
 1987-Broken Bow (11-2) 24, Elkhorn (12-1) 14
 1986-Schuyler (13-0) 28, Aurora (10-3) 12
 1985-Northwest (13-0) 35, Blair (11-1) 0
 1984-Columbus Scotus (13-0) 10, Gothenburg (11-2) 6
 1983-Platteview (11-2) 6,
 Grand Island Central Catholic (11-1) 0
 1982-Mt. Michael Benedictine (11-0) 38, O'Neill (9-2) 0
 1981-Northwest (11-1) 55, Aurora (10-2) 0
 1980-Waverly (11-1) 14, McCook (9-2) 7
 1979-Norris (11-1) 20, Plattsmouth (10-2) 19
 1978-Lincoln Pius X (10-0) 33, O'Neill (11-1) 14
 1977-Minden (10-2) 21, Pierce (11-1) 7
 1976-Schuyler (10-1) 16,
 Grand Island Central Catholic (7-2-2) 15
 1975-Lincoln Pius X (10-0) 27, Waverly (10-1) 0

CLASS C1

2020-Pierce (12-0) 28, Adams Central (10-3) 19
 2019-Wahoo (13-0) 38, Pierce (12-1) 0
 2018-Aurora (13-0) 49, Ord (11-2) 7
 2017-Norfolk Catholic (13-0) 35,
 Boone Central/Newman Grove (10-3) 0
 2016-O'Neill (13-0) 39, Bishop Neumann (11-2) 22

2015-Columbus Scotus (12-1) 32,
 Norfolk Catholic (12-1) 27
 2014-Boone Central/Newman Grove (13-0) 54,
 Ashland-Greenwood (12-1) 14
 2013-Cozad (13-0) 47, Ashland-Greenwood (11-2) 21
 2012-Norfolk Catholic (12-1) 24,
 Boone Central/Newman Grove (11-2) 13
 2011-Norfolk Catholic (13-0) 20, Platteview (11-2) 6
 2010-Norfolk Catholic (13-0) 28, Pierce (11-2) 13
 2009-Hastings St. Cecilia (13-0) 26,
 Norfolk Catholic (12-1) 18
 2008-Pierce (12-1) 20, Boys Town (12-1) 10
 2007-Pierce (13-0) 34, Bishop Neumann (12-1) 28 OT
 2006-Auburn (13-0) 28, Valentine (12-1) 27 2OT
 2005-Norfolk Catholic (13-0) 20, Chase County (10-3) 13
 2004-Norfolk Catholic (12-1) 26, Boone Central (12-1) 13
 2003-Bishop Neumann (13-0) 8, Chase County (12-1) 7
 2002-Bishop Neumann (13-0) 28, Gothenburg (10-3) 13
 2001-Boone Central (12-1) 9, Pierce (12-1) 7
 2000-Hastings St. Cecilia (13-0) 14,
 Bishop Neumann (11-2) 0
 1999-Norfolk Catholic (13-0) 35, Pierce (11-2) 7
 1998-Norfolk Catholic (13-0) 27, Chase County (11-2) 6
 1997-Aquinas Catholic (11-1) 26, Chase County (11-1) 14
 1996-Milford (13-0) 14, Battle Creek (12-1) 12
 1995-Milford (13-0) 21, Battle Creek (10-3) 10
 1994-Aquinas Catholic (13-0) 29,
 Battle Creek (10-2) 28 2OT
 1993-Aquinas Catholic (12-1) 12,
 Norfolk Catholic (11-2) 0
 1992-Battle Creek (13-0) 50, Aquinas Catholic (8-4) 16
 1991-Norfolk Catholic (12-1) 28, Battle Creek (11-1) 6
 1990-Geneva (13-0) 57, Archbishop Bergan (11-2) 0
 1989-Bennington (13-0) 29, Sutton (11-2) 20
 1988-Sutton (13-0) 22, Battle Creek (9-2) 14
 1987-Battle Creek (12-0) 12,
 North Platte St. Patrick's (11-2) 0
 1986-Battle Creek (12-0) 41, David City (11-2) 0
 1985-North Platte St. Patrick's (13-0) 30,
 Bishop Neumann (10-3) 12
 1984-North Platte St. Patrick's (11-2) 26,
 Norfolk Catholic (10-3) 0
 1983-Norfolk Catholic (10-3) 7, Gibbon (11-2) 3
 1982-Republican Valley (12-0) 25, Gibbon (11-1) 14
 1981-Battle Creek (12-0) 17, Aquinas Catholic (10-2) 14
 1980-Aquinas Catholic (11-1) 19,
 Bishop Neumann (10-2) 9
 1979-Archbishop Bergan (11-0-1) 20,
 Grand Island Central Catholic (10-2) 12
 1978-Pierce (10-2) 28, Bayard (11-1) 7
 1977-Bishop Neumann (11-1) 29, Gibbon (11-1) 0
 1976-Tekamah-Herman (11-0) 19, Centennial (10-1) 0
 1975-Plainview (11-0) 6, Bishop Neumann (9-2) 3

CLASS C2

2020-Ord (11-0) 28, Archbishop Bergan (12-1) 7
 2019-Oakland-Craig (13-0) 19, Sutton (11-2) 0
 2018-Centennial (13-0) 29,
 Norfolk Catholic (11-2) 28 (OT)
 2017-Yutan (10-3) 27, Centennial (12-1) 6
 2016-Wilber-Clatonia (13-0) 20, Crofton (10-3) 0
 2015-Aquinas Catholic (12-1) 36, Oakland-Craig (11-2) 7
 2014-Aquinas Catholic (12-1) 40,
 Hartington Cedar Catholic (10-3) 6
 2013-Doniphan-Trumbull (13-0) 32,
 Aquinas Catholic (10-3) 13

2012-Aquinas Catholic (13-0) 35, Sutton (12-1) 20
 2011-Aquinas Catholic (13-0) 27, Kearney Catholic (11-2) 13
 2010-Hastings St. Cecilia (13-0) 17,
 Archbishop Bergan (12-1) 14
 2009-Ponca (13-0) 14,
 Hartington Cedar Catholic (10-3) 13 OT
 2008-Blue Hill (12-1) 14, Archbishop Bergan (10-3) 0
 2007-Wakefield (13-0) 19, Blue Hill (12-1) 0
 2006-Wakefield (13-0) 34, Blue Hill (12-1) 7
 2005-Plainview (11-2) 21, Cambridge (10-3) 6
 2004-North Platte St. Patrick's (12-1) 21, Stanton (12-1) 6
 2003-Cambridge (13-0) 22, Crofton (12-1) 14
 2002-Lawrence-Nelson (12-1) 14, Creighton (11-2) 7
 2001-Lawrence-Nelson (13-0) 33,
 Hartington Cedar Catholic (10-3) 21
 2000-Laurel-Concord (13-0) 34, Amherst (10-3) 0
 1999-Stromsburg (13-0) 33, Randolph (9-4) 0
 1998-Cambridge (13-0) 50, Bloomfield (11-2) 14
 1997-Cambridge (13-0) 50, Oakland-Craig (12-1) 14
 1996-Cambridge (13-0) 35, Norfolk Catholic (11-2) 16
 1995-Oakland-Craig (13-0) 27, Hastings St. Cecilia (12-1) 13
 1994-Cambridge (13-0) 73, Laurel-Concord (12-1) 28
 1993-Cambridge (13-0) 35, Hebron (10-2) 0
 1992-Bloomfield (13-0) 21, Cambridge (12-1) 20
 1991-Bertrand (13-0) 16, Bloomfield (9-3) 15
 1990-Grant (12-0) 35, Bloomfield (10-3) 7
 1989-Grant (13-0) 36, Osceola (9-3) 0
 1988-Grant (10-2) 29, Yutan (12-1) 26
 1987-Cambridge (13-0) 30, Norfolk Catholic (11-2) 0
 1986-Clay Center (11-2) 13, Harvard (10-3) 7
 1985-Grant (10-3) 37, Yutan (11-2) 36
 1984-St. Mary's (13-0) 39, Grant (10-2) 15
 1983-Henderson (13-0) 28, Hastings St. Cecilia (10-3) 0
 1982-Coleridge (11-1) 20, Nelson (11-1) 12
 1981-Henderson (13-0) 42, Coleridge (10-2) 20
 1980-Grant (11-1) 24, Ewing (10-2) 14
 1979-Grant (12-0) 34, Ansley (10-1) 6
 1978-Grant (12-0) 35, Ansley (11-1) 14
 1977-Ansley (11-0) 28, Republican Valley (10-2) 6
 1976-St. Edward (10-0-1) 24, Alma (10-1) 6
 1975-Grant (10-1) 30, Scribner (9-2) 7

CLASS D, 11-MAN

Discontinued

1978-Walthill (10-2) 36, Cambridge (10-1) 12
 1977-Coleridge (11-1) 6, Bancroft (11-1) 0
 1976-Wolbach (12-1) 26, Alliance St. Agnes (9-1) 8
 1975-Nelson (10-0-1) 34, Lawrence (8-2) 7

CLASS D1, EIGHT-MAN

2020-Dundy County Stratton (12-0) 42,
 Burwell (12-1) 36 (2OT)
 2019-Osceola-High Plains (11-2) 40, Burwell (10-3) 34
 2018-Creighton (13-0) 32, Burwell (12-1) 30
 2017-East Butler (11-2) 36, South Loup (12-1) 14
 2016-Burwell (10-2) 47,
 Guardian Angels Central Catholic (11-1) 18
 2015-Bruning-Davenport-Shickley (13-0) 44,
 Burwell (11-2) 30
 2014-Hemingford (13-0) 52,
 Bruning-Davenport-Shickley (11-2) 8
 2013-Exeter-Milligan (13-0) 20, Hemingford (12-1) 18
 2012-Elgin Public/Pope John (13-0) 40,
 Exeter-Milligan (12-1) 14
 2011-Elgin Public/Pope John (13-0) 44,
 Guardian Angels Central Catholic (11-2) 14

2010-Guardian Angels Central Catholic (12-1) 45,
 Creighton (12-1) 30
 2009-Howells (12-1) 68, Giltner (11-2) 28
 2008-Howells (13-0) 46, Axtell (9-4) 21
 2007-Pope John (13-0) 39, Clarkson (10-3) 30
 2006-Overton (12-1) 32, Bancroft-Rosalie (11-2) 8
 2005-Howells (12-1) 46, Axtell (12-1) 6
 2004-Howells (13-0) 43, Overton (11-2) 6
 2003-Howells (13-0) 36, Overton (11-2) 15
 2002-Howells (13-0) 24, Greeley/Wolbach (12-1) 14
 2001-Howells (12-1) 34, Bloomfield (12-1) 20
 2000-Howells (13-0) 38, Lawrence-Nelson (11-2) 14
 1999-Bancroft-Rosalie (13-0) 42,
 Lawrence-Nelson (12-1) 14
 1998-Mullen (12-1) 59, Humphrey St. Francis (11-2) 38
 1997-Coleridge (11-2) 42, Ansley (9-4) 34
 1996-Dodge (11-2) 42, Anselmo-Merna (11-2) 34
 1995-Dodge (12-1) 30, Orchard (12-1) 25
 1994-Dodge (13-0) 52, Overton (11-2) 33
 1993-North Loup-Scotia (12-1) 47, Adams (12-1) 6
 1992-Sterling (12-1) 22, Ansley (11-2) 6
 1991-Sterling (13-0) 42, Ansley (11-2) 14
 1990-Mullen (13-0) 44, Kenesaw (12-1) 34
 1989-East Butler (13-0) 52, Bruning-Davenport (11-2) 40
 1988-Spencer-Naper (12-0) 50, Ansley (9-3) 14
 1987-Mead (13-0) 58, Ansley (12-1) 36
 1986-Ansley (13-0) 40, Bancroft-Rosalie (12-1) 14
 1985-Bancroft-Rosalie (12-1) 56, Sandhills (11-1) 20
 1984-Leigh (12-0) 36, Ansley (9-3) 8
 1983-Lawrence (13-0) 28, Humphrey (12-1) 26 OT
 1982-Lawrence (12-0) 67, Ansley (11-1) 8
 1981-Shelby (11-1) 36, Lawrence (11-1) 31
 1980-Humphrey (12-0) 20, Lawrence (10-2) 7
 1979-Beemer (12-0) 40, Spalding Academy (10-1) 20
 1978-Beemer (12-0) 35, Dawson-Verdon (11-1) 28 2OT
 1977-Adams (12-0) 22, Hampton (11-1) 0
 1976-Wheatland (11-0) 38, Hampton (10-1) 32 2OT
 1975-Adams (11-0) 44, Elgin (10-1) 30

CLASS D2, EIGHT-MAN

2020-BDS (12-0) 36, Sandhill Thedford (12-1) 28
 2019-Humphrey St. Francis (13-0) 70,
 Pleasanton (10-3) 16
 2018-Johnson-Brock (13-0) 56, Mullen (12-1) 26
 2017-Bruning-Davenport-Shickley (13-0) 58,
 Blue Hill (12-1) 23
 2016-Falls City Sacred Heart (11-1) 44,
 Twin Loup (11-1) 28
 2015-Humphrey St. Francis (12-1) 22,
 Chambers/Wheeler Central (12-1) 20
 2014-Exeter-Milligan (13-0) 40, Anselmo-Merna (12-1) 26
 2013-Falls City Sacred Heart (13-0) 63, Stuart (11-2) 14
 2012-Giltner (13-0) 42, Humphrey St. Francis (12-1) 26
 2011-Sargent (13-0) 21, Howells (12-1) 18
 2010-Howells (13-0) 46, Sargent (12-1) 7
 2009-Humphrey St. Francis (13-0) 34,
 Hayes Center (11-2) 0
 2008-Ewing (12-1) 49, Humphrey St. Francis (12-1) 24
 2007-Chambers (12-1) 28, Elgin (12-1) 24
 2006-Dodge (12-1) 28, Stapleton (12-1) 20
 2005-Bruning-Davenport (13-0) 34, Sargent (12-1) 12
 2004-Lindsay Holy Family (13-0) 36, Mullen (11-2) 18
 2003-Mullen (13-0) 30, Lindsay Holy Family (11-2) 12
 2002-St. Mary's (13-0) 22, Lindsay Holy Family (11-2) 8

NSAA Football

Championship History

2001-Lewiston (11-2) 34, Greeley (10-3) 32
 2000-Lindsay Holy Family (12-1) 28, Sargent (12-1) 24
 1999-Dodge (12-1) 34, Butte (11-2) 32
 1998-Butte (13-0) 59, Loomis (9-4) 12
 1997-Dodge (13-0) 28, North Loup-Scotia (12-1) 26
 1996-Humphrey St. Francis (12-0) 37, Butte (12-1) 20
 1995-Humphrey St. Francis (12-1) 31, Butte (12-1) 6
 1994-Falls City Sacred Heart (12-0) 58, Elgin (10-2) 24
 1993-Falls City Sacred Heart (13-0) 66, Clearwater (12-1) 34
 1992-Falls City Sacred Heart (13-0) 44,
 Sumner-Eddyville-Miller (10-3) 14
 1991-Falls City Sacred Heart (13-0) 41, Chambers (12-1) 20
 1990-Falls City Sacred Heart (12-0) 44, Palmer (12-1) 16
 1989-Falls City Sacred Heart (13-0) 56, Butte (10-2) 18
 1988-Humboldt (13-0) 20, Humphrey St. Francis (12-1) 14
 1987-Coleridge (13-0) 52, Sidney St. Patrick (10-2) 34
 1986-Sidney St. Patrick (12-0) 35, Coleridge (11-2) 14
 1985-Lawrence (13-0) 29, Coleridge (10-2) 24
 1984-Giltner (13-0) 34, Greeley (12-1) 22
 1983-Marquette (12-0) 12, Odell (10-3) 0
 1982-Odell (12-0) 66, Hordville (11-1) 22
 1981-Wheatland (11-1) 42, Decatur (7-3) 14
 1980-Filley (11-1) 24, Greeley (11-1) 8
 1979-Arthur (11-1) 30, Hildreth (10-2) 22

CLASS D6, SIX-MAN

2020-McCool Junction (11-0) 70, Sterling (10-1) 20
 2019-Harvard (12-0) 50, McCool Junction (11-1) 33
 2018-Wilcox-Hildreth (12-0) 52, Hay Springs (11-1) 40
 1998-Milligan (11-1) 35, Benedict (9-2) 28
 1997-Benedict (11-1) 65, Elba (11-1) 16
 1996-Wolbach (11-1) 54, Milligan (11-1) 20
 1995-Wolbach (12-0) 62, Prague (11-1) 47
 1994-Arthur (11-0) 72, Hildreth (11-1) 42
 1993-Spalding Academy (11-0) 54, Cedar Rapids (7-3) 20
 1992-Cedar Rapids (10-1) 32, Lewellen (9-1) 6
 1991-Bartley (11-0) 42, McPherson County (9-2) 22
 1990-Lawrence (11-1) 27, Spalding Academy (8-2) 15
 1989-Wolbach (10-2) 44, Loup County (9-1) 30
 1988-Loup County (11-0) 44, Elgin (10-1) 22
 1987-Guide Rock (11-0) 62, Farnam (10-2) 19

Championship Bests

MOST TIMES IN PLAYOFFS

Creighton Preparatory School, 43
 Humphrey St. Francis, 39
 Falls City Sacred Heart, 38
 Norfolk Catholic, 37
 Omaha Westside, 37
 Grand Island, 36
 Aurora, 35
 Battle Creek, 35
 McCook, 35
 Bloomfield, 34
 Cambridge, 34
 Archbishop Bergan, 33
 Lincoln Southeast, 33
 Pierce, 33
 Chadron, 32
 Elkhorn, 32
 Lincoln Pius X, 32
 Papillion-La Vista, 31
 Aquinas Catholic, 30
 Bishop Neumann, 30
 Mullen, 30
 Oakland-Craig, 30
 Omaha Burke, 30
 Hastings St. Cecilia, 29
 Chase County, 28
 Columbus Scotus, 28
 Hartington Cedar Catholic, 28
 Kenesaw, 28
 North Platte St. Patrick's, 28
 Kearney, 27
 Sterling, 27
 Amherst, 26
 Bennington, 26
 Garden County, 26
 Guardian Angels Central Catholic, 26
 Lourdes Central Catholic, 26
 Millard North, 26
 Omaha Gross Catholic, 26
 Wahoo, 26
 Bertrand, 25
 Boys Town, 25
 Gretna, 25
 Randolph, 25
 Adams Central, 24
 Anselmo-Merna, 24
 Coleridge, 24
 Gothenburg, 24
 Kearney Catholic, 24
 Millard South, 24

Millard West, 24
 Bancroft-Rosalie, 23
 Bellevue West, 23
 Blue Hill, 23
 Centennial, 23
 Creighton, 23
 Hayes Center, 23
 Overton, 23
 Sutton, 23
 Arapahoe, 22
 Crete, 22
 East Butler, 22
 Omaha Central, 22
 Scottsbluff, 22
 Waverly, 22
 Wynot, 22
 Blair, 21
 Beatrice, 21
 Burwell, 21
 Crofton, 21
 Lawrence-Nelson, 21
 Loomis, 21
 Omaha North, 21
 Omaha Skutt Catholic, 21
 Pender, 21
 Sutherland, 21
 Tri County, 21
 Wallace, 21
 Elmwood-Murdock, 20
 Elwood, 20
 Grand Island Central Catholic, 20
 Hemingford, 20
 Lincoln East, 20
 Omaha Roncalli Catholic, 20
 Yutan, 20

CONSECUTIVE YEARS IN PLAYOFFS

Falls City Sacred Heart, 35, (1987-present)
 Bloomfield, 34, (1988-present)
 Creighton Preparatory School, 27, (1995-present)
 Humphrey St. Francis, 27, (1995-present)
 Norfolk Catholic, 23, (1996-2018)
 McCook, 22, (2000-present)
 Aquinas Catholic, 21, (2001-present)
 Creighton, 20, (2002-present)
 Elkhorn, 20, (1995-2014)
 Garden County, 20, (2002-present)
 Mullen, 20, (2002-present)

Bellevue West, 19, (2003-present)
 Aurora, 18, (2004-present)
 Chase County, 18, (1996-2013)
 Guardian Angels Central Catholic, 18, (2003-2020)
 Arapahoe, 17, (2002-2018)
 Burwell, 17, (2005-present)
 Hastings St. Cecilia, 17, (1999-2015)
 Pierce, 17, (1998-2014)
 Anselmo-Merna, 16, (2000-2015)
 Hartington Cedar Catholic, 16, (1999-2014)
 Papillion-La Vista, 16, (1985-2000)
 Exeter-Milligan, 15, (2003-2017)
 Hayes Center, 15, (1995-2009)
 Pope John, 15, (1995-2009)
 Archbishop Bergan, 14, (2002-2015)
 Battle Creek, 14, (2008-present)
 Coleridge, 14, (1984-97)
 Creighton Preparatory School, 14, (1976-89)
 Crete, 14, (1998-2011)
 Elmwood-Murdock, 14, (2000-13)
 Millard West, 14, (2007-2020)
 North Platte St. Patrick's, 14, (2008-present)
 Oakland-Craig, 14, (2008-present)
 Omaha Westside, 14, (1995-2008)
 Wilber-Clatonia, 14, (2008-present)
 Wynot, 14, (2008-present)
 Battle Creek, 13, (1984-96)
 Blue Hill, 13, (2005-2017)
 Howells, 13, (1999-2011)
 Kearney Catholic, 13, (2002-2014)
 Lindsay Holy Family, 13, (1997-2009)
 Millard North, 13, (1995-2007)
 Overton, 13, (2002-2014)
 Bishop Neumann, 12, (2000-11)
 Bruning-Davenport-Shickley, 12, (2010-present)
 Cambridge, 12, (2002-13)
 Chadron, 12, (2003-2014)
 Crofton, 12, (2002-13)
 Giltner, 12, (2007-2018)
 Gothenburg, 12, (2002-13)
 Kearney, 12, (2010-present)
 Kenesaw, 12, (2010-present)
 Lawrence-Nelson, 12, (1999-2010)
 Lincoln Southwest, 12, (2003-2014)
 Omaha Westside, 12, (2010-present)
 Sargent, 12, (2000-11)
 Scottsbluff, 12, (2010-present)
 Sutton, 12, (2010-present)

Championship Bests

Syracuse, 12, (2002-13)
 Bancroft-Rosalie, 11 (2004-2014)
 Boone Central, 11, (2001-11)
 Boys Town, 11, (2000-10)
 Cambridge, 11, (1990-2000)
 Elkhorn South, 11, (2011-present)
 Millard South, 11, (2002-12)
 Omaha Skutt Catholic, 11, (2011-present)
 Ogallala, 11, (2006-2016)
 Randolph, 11, (2009-2019)
 Shickley, 11, (1999-2009)
 Amherst, 10, (2000-09)
 Clarkson/Leigh, 10, (2012-present)
 Elm Creek, 10, (2011-2020)
 Fullerton, 10, (2012-present)
 Grand Island Central Catholic, 10, (2005-14)
 Gretna, 10, (2008-2017)
 Howells-Dodge, 10, (2012-present)
 Millard West, 10, (1996-2005)
 North Platte, 10, (1995-2004)
 Stanton, 10, (2002-11)

MOST STATE CHAMPIONSHIPS

Norfolk Catholic, 10
 Creighton Preparatory School, 9
 Howells, 9
 Lincoln Southeast, 9
 Aquinas Catholic, 8
 Falls City Sacred Heart, 8
 Grant, 8
 Cambridge, 7
 Dodge, 6
 Lincoln Pius X, 6
 Elkhorn, 5
 Humphrey St. Francis, 5
 Millard North, 5
 Omaha Skutt Catholic, 5
 Battle Creek, 4
 Coleridge, 4
 Crete, 4
 Lawrence, 4
 Wolbach, 4

CONSECUTIVE STATE CHAMPIONSHIPS

Falls City Sacred Heart, 6 (1989-94)
 Howells, 6 (2000-05)
 Creighton Preparatory School, 5 (1985-89)
 Dodge, 4 (1994-97)
 Cambridge, 3 (1996-98)

Grant, 3 (1978-80)
 Grant, 3 (1988-90)
 Howells, 3 (2008-10)
 Norfolk Catholic, 3 (2010-12)
 Aquinas Catholic, 2 (1993-94)
 Aquinas Catholic, 2 (2011-12)
 Aurora, 2 (2008-09)
 Battle Creek, 2 (1986-87)
 Beemer, 2 (1978-79)
 Bishop Neumann, 2 (2002-03)
 Cambridge, 2 (1993-94)
 Crete, 2 (2006-07)
 Elgin Public/Pope John, 2 (2011-12)
 Hastings, 2 (1993-94)
 Hastings St. Cecilia, 2 (2009-10)
 Humphrey St. Francis, 2 (1995-96)
 Lawrence, 2 (1982-83)
 Lawrence-Nelson, 2 (2001-02)
 Lincoln Pius X, 2 (1997-98)
 Lincoln Southeast, 2 (1976-77)
 Lincoln Southeast, 2 (1991-92)
 Lincoln Southeast, 2 (1997-98)
 McCook, 2 (2002-03)
 Milford, 2 (1995-96)
 Norfolk Catholic, 2 (1998-99)
 Norfolk Catholic, 2 (2004-05)
 North Platte St. Patrick's, 2 (1984-85)
 Omaha Westside, 2 (1981-82)
 Pierce, 2 (2007-08)
 Sterling, 2 (1991-92)
 Wakefield, 2 (2006-07)
 Wolbach, 2 (1995-96)
 Exeter-Milligan, 2 (2013-14)
 Omaha North, 2 (2013-14)
 Omaha Skutt Catholic, 2 (2013-14)
 Aquinas Catholic, 2 (2014-2015)
 Elkhorn South, 2 (2015-16)

MOST TIMES IN FINALS

Norfolk Catholic, 18
 Creighton Preparatory School, 16
 Lincoln Southeast, 12
 Ansley, 11
 Aquinas Catholic, 11
 Cambridge, 10
 Elkhorn, 10
 Howells, 10
 Pierce, 10
 Battle Creek, 9
 Bishop Neumann, 9

Grant, 9
 Humphrey St. Francis, 9
 Aurora, 8
 Falls City Sacred Heart, 8
 Millard North, 8
 Omaha Skutt Catholic, 8
 Omaha Westside, 8
 Coleridge, 7
 Crete, 7
 Lawrence, 7
 McCook, 7
 Dodge, 6
 Lincoln Pius X, 6
 Millard West, 6

CONSECUTIVE YEARS IN FINALS

Falls City Sacred Heart, 6 (1989-94)
 Howells, 6 (2000-05)
 Aquinas Catholic, 5 (2011-2015)
 Creighton Preparatory School, 5 (1985-89)
 Dodge, 4 (1994-97)
 Howells, 4 (2008-11)
 Lawrence, 4 (1980-83)
 Lawrence-Nelson, 4 (1999-2002)
 McCook, 4 (2002-05)
 Millard North, 4 (2002-05)
 Norfolk Catholic, 4 (2009-12)
 Omaha Skutt Catholic, 4 (2016-present)
 Ansley, 3 (1977-79)
 Ansley, 3 (1986-88)
 Aquinas Catholic, 3 (1992-94)
 Battle Creek, 3 (1986-88)
 Battle Creek, 3 (1994-96)
 Bloomfield, 3 (1990-92)
 Blue Hill, 3 (2006-08)
 Cambridge, 3 (1992-94)
 Cambridge, 3 (1996-98)
 Coleridge, 3 (1985-87)
 Creighton Preparatory School, 3 (1976-78)
 Exeter-Milligan, 3 (2012-2014)
 Grant, 3 (1979-80)
 Grant, 3 (1988-90)
 Lincoln Southeast, 3 (1991-93)
 Lindsay Holy Family, 3 (2002-04)
 Millard South, 3 (2008-10)
 Omaha North, 3 (2012-2014)
 Papillion-La Vista, 3 (1995-97)

Playoff Records

SINGLE GAME RECORDS, TEAM

(Note: One game performance during any playoff round qualify for one-game records.)

RUSHING YARDS

A-590, Millard North, 2003 (vs. Norfolk)
 B-585, Lincoln Pius X, 2005 (vs. Gretna)
 C1-558, Cozad, 2005 (vs. Kearney Catholic)
 C2-550, Sutton, 2019 (vs. BRLD)
 D1-621, Creighton, 2016 (vs. Lourdes Central Catholic)
 D2-580, Falls City Sacred Heart, 1994 (vs. Beemer)
 D6-503, Arthur, 1994 (vs. Hildreth)

PASSING YARDS

A-406, Bellevue West, 2015 (vs. Norfolk)
 B-392, Omaha Roncalli Catholic, 2018 (vs. Scottsbluff)
 C1-370, Aurora, 2018 (vs. Wahoo)
 C2-402, Archbishop Bergan, 2010 (vs. Aquinas Catholic)
 D1-417, Lourdes Central Catholic, 2015 (vs. Bloomfield)
 D2-427, Giltner, 2007 (vs. Hampton)
 D6-433, Wolbach, 1994 (vs. Arthur)

TOTAL OFFENSE

A-777, Bellevue West, 2016 (vs. Millard West)
 B-630, Scottsbluff, 2018 (vs. Omaha Roncalli Catholic)
 C1-613, Cozad, 2005 (vs. Kearney Catholic)
 C2-698, Medicine Valley, 1980 (vs. Loomis)
 D1-746, Creighton, 2016 (vs. Lourdes Central Catholic)
 D2-711, Bertrand, 2012 (vs. Kenesaw)
 D6-667, Arthur, 1994 (vs. Hildreth)

POINTS SCORED ONE TEAM

A-77, Millard West, 2008 (vs. Omaha Northwest)
 B-74, Lincoln Pius X, 2004 (vs. Omaha Roncalli Catholic)
 C1-67, Battle Creek, 1992 (vs. Wood River)
 C2-77, Norfolk Catholic, 2018 (vs. Archbishop Bergan)
 D1-90, Creighton, 2016 (vs. Lourdes Central Catholic)
 D2-90, Giltner, 2012 (vs. Hay Springs)
 D6-100, Wilcox-Hildreth, 2018 (vs. Creek Valley)

POINTS SCORED BOTH TEAMS

A-105, Bellevue West 63, Millard West 42
 B-125, Beatrice 63, Omaha Gross Catholic 62 OT, 2007
 C1-99, Wood River 61, Hebron 38, 1992
 C2-109, Norfolk Catholic 77, Archbishop Bergan 32, 2018
 D1-144, Creighton 90, Lourdes Central Catholic 54, 2016
 D2-127, Bertrand 82, Kenesaw 45, 2012
 D6-156, Wilcox-Hildreth 100, Creek Valley 56, 2018

SERIES RECORDS, TEAMS

RUSHING YARDS

A-1,674, Millard North, 2003
 B-1,622, Lincoln Pius X, 1997
 C1-1,972, Battle Creek, 1992
 C2-1,720, Stanton, 2004
 D1-1,989, Howells, 2009
 D2-1,984, Mullen, 2003
 D6-1,401, Wilcox-Hildreth, 2018

TOTAL OFFENSE

A-2,249, Bellevue West, 2016
 B-1,951, Lincoln Pius X, 1997
 C1-2,074, Battle Creek, 1992
 C2-2,116, Doniphan-Trumbull, 2013
 D1-2,144, Howells, 2009
 D2-2,562, Giltner, 2012
 D6-2,038, Wilcox-Hildreth, 2018

PASSING YARDS

A-1,032, Bellevue West, 2016
 B-909, Omaha Skutt Catholic, 2009
 C1-1,293, Aurora, 2018
 C2-1,088, Archbishop Bergan, 2010
 D1-1,293, Greeley/Wolbach, 2002
 D2-1,725, Giltner, 2012
 D6-1,015, Wolbach, 1995

POINTS

A-216, Bellevue West, 2016
 B-191, Omaha Skutt Catholic, 2018
 C1-219, Battle Creek, 1992
 C2-219, Cambridge, 1994
 D1-290, Howells, 2009
 D2-300, Giltner, 2012
 D3-199, Wolbach, 1995
 D6-285, Wilcox-Hildreth, 2018

LONGEST SCORING PLAYS

(From Any Playoff Game)

TOUCHDOWN RUNS

A-94, Randee Johnson, Lincoln Northeast, 1977 (vs. Grand Island)
 B-92, Taylor Kreifels, Lincoln Pius X, 2010 (vs. Gretna)
 C1-99, Nate Meier, Pierce, 2012 (vs. Norfolk Catholic)
 C2-99, Jackson Perrien, Sutton, 1980 (vs. BRLD)
 D1-79, Aaron Simonson, Mullen, 1995 (vs. Orchard)
 D2-79, Jaron Nelson, Shickley, 2007 (vs. Sterling)
 79, Brad Wright, Mullen, 2009 (vs. Lynch)
 D6-79, Les Delka, Guide Rock, 1987 (vs. Farnam)

TOUCHDOWN PASS PLAYS

A-97, Jeff Lenser to Terry Thomas, Omaha Burke, 1984 (vs. Lincoln Southeast)
 B-97, Christian Dudzik to Jacob Smith, Omaha Skutt Catholic, 2009 (vs. Blair)
 C1-90, Myles Vrbka to David Engelhaupt, Norfolk Catholic, 2015 (vs. Columbus Scotus)
 90, Adam Wasserman to Tanner Novotny, Fairbury, 2016 (vs. Boys Town)
 C2-91, Joey Spellerberg to Travis Brown,

Archbishop Bergan, 2007 (vs. East Butler)
 D1-78, Jed Dimon to Mark Augustin, Axtell, 1988 (vs. Ansley)
 D2-79, Seth Brummels to Billy Legate, Clearwater, 1993 (vs. Butte);
 79, Guy Fenske to Jed Fenske, Sargent, 2010 (vs. Pleasanton)
 D6-79, Scott Franzen to Craig Widick, Farnam, 1988 (vs. Bartley)
 79, Tim Reilly to John Reilly, Spalding Academy, 1993 (vs. Cedar Rapids)

FIELD GOAL

A-59, Chris McClanahan, Millard South, 1999 (vs. Lincoln East)
 B-49, Ryan Larson, Scottsbluff, 1999 (vs. Alliance)
 49, Alex Schiefelbein, Elkhorn, 2016 (vs. Norris)
 C1-57, Drew Farlee, Norfolk Catholic, 2010 (vs. Wahoo)
 C2-58, Drew McClellen, North Platte St. Patrick's, 2013 (vs. Cambridge)
 D1-47, Kory Kindler, Alma, 2011 (vs. North Central)
 D2-57, Leo Lauko, Emerson-Hubbard, 2014 (vs. Falls City Sacred Heart)
 D6-42, Kaleb Gonzales, Minatare, 2018 (vs. Hyannis)

INTERCEPTION RETURNS

A-100, Jon Sims, Bellevue East, 2004 (vs. Millard South)
 100, Zach Leinbaugh, Millard West, 2009 (vs. Lincoln Southwest)
 B-100, Mark Blazek, Raymond Central, 1983 (vs. Sidney)
 C1-99, Damon Schmadeke, Albion, 1990 (vs. Wood River)
 C2-98, Bill Jackman, Grant, 1980 (vs. Mead)
 98, Austin Woodckman, Crofton, 2011 (vs. Perkins County)
 D1-80, Tyler Hamel, Arapahoe, 2005 (vs. Eustis-Farnam)
 D2-80, BJ Cooper, Banner County, 2006 (vs. Spalding)
 80, Quincy Opela, Stapleton, 2006 (vs. Spencer-Naper)
 80, Austin Kaczor, Ewing, 2007 (vs. Loomis)
 D6-80, Owen McDonald, McCool Junction, 2019 (vs. Cody-Kilgore)

KICKOFF RETURNS

A-97, Michael Payne III, Omaha Burke, 2018 (vs. Millard West)
 B-99, Jake Reiss, Crete, 2000 (vs. Gretna)
 99, Justin Coleman, Beatrice, 2007 (vs. Waverly)
 C1-97, Chris Ott, Logan View, 1996 (vs. Mt. Michael Benedictine)
 97, Dalton Sealey, Hastings St. Cecilia, 2009 (vs. Battle Creek)
 C2-97, Kirk Peterson, Lawrence-Nelson, 2001 (vs. Amherst)
 D1-79, Russ Kehr, Leigh, 1983 (vs. Stuart)
 79, Bill Kucera, Lawrence, 1982 (vs. Ansley)
 79, Ben Hansen, Cedar Bluffs, 1999 (vs. Bancroft-Rosalie)
 79, Matt Davenport, Overton, 2003 (vs. Greeley/Wolbach)

Playoff Records

D2-79, Kelly Haecker, Odell, 1982 (vs. Hordville)
 79, Shawn Daly, Kenesaw, 1992 (vs. Butte)
 79, Seth Bolling, Clearwater, 1994 (vs. Elgin)
 79, Jess Temme, Petersburg, 1996
 (vs. Humphrey St. Francis)
 79, Tyler Kester, Clearwater, 2002
 (vs. Pope John)
 79, Danny Pelster, Pope John, 2002
 (vs. Clearwater)
 79, Brett Cross, Banner County, 2008
 (vs. Anselmo-Merna)
 79, Bret Carlson, Shickley, 2008 (vs. Wynot)
 79, Tyler Schnitzler, Kenesaw, 2012
 (vs. Hayes Center)
 79, Cody Aspenleiter, Medicine Valley, 2013
 (vs. Shelton)
 D6-79, Casey Hemje, Hildreth, 1996 (vs. Arthur)

FUMBLE RECOVERY RETURNS

A-85, Spencer Edwards, Lincoln Southeast,
 2009 (vs. Lincoln Northeast)
 B-90, Alex Rodgers, Omaha Roncalli Catholic,
 2018 (vs. Scottsbluff)
 C1-68, Andy Juranek, Aquinas Catholic, 1993
 (vs. Yutan)
 C2-97, Devan Weyer, Southern, 2003
 (vs. Elmwood-Murdock)
 D1-76, Clayton Kneifel, Newcastle, 1991
 (vs. Sterling)
 D2-79, Jaylon Sturdivant, Maxwell, 2014
 (vs. Bertrand)
 D6-75, Jeremy Van Slyke, Arcadia, 1993
 (vs. Hildreth)

PUNT RETURNS

A-93, John McLeay, Creighton Preparatory
 School, 1999 (vs. Millard West)
 B-92, Brian Gibson, McCook, 1994 (vs. Sidney)
 C1-88, Devin Neal, Norfolk Catholic, 2008
 (vs. North Bend Central)
 C2-96, Jeff Friesner, Stromsburg, 1987
 (vs. Dorchester)
 D1-77, Nels Nelson, Bancroft-Rosalie, 1996
 (vs. Mead)
 D2-75, Jacob Davenport, Sargent, 2005
 (vs. Loomis)
 D6-75, Jeremy VanSlyke, Arcadia, 1993
 (vs. Hildreth)
 75, Brandon Holtorf, Prague, 1998 (vs. Elba)

SINGLE GAME RECORDS, INDIVIDUAL

*(One-game performances during any round of
 the playoffs.)*

TOUCHDOWNS

A-7, Jaylin Bradley, Bellevue West, 2016
 (vs. Millard West)
 B-6, Matt Berry, McCook, 2007 (vs. Hastings)
 6, Jarod Epperson, Omaha Skutt Catholic,
 2018 (vs. Scottsbluff)
 C1-6, Todd Uhler, Battle Creek, 1992 (vs. Kimball)
 6, Scott Frost, Wood River, 1992
 (vs. Hebron)
 C2-6, Phil Rohde, Ansley, 1977 (vs. Hemingford)
 6, Justin Makovicka, East Butler, 2004
 (vs. Sutton)
 D1-8, Cory Eikmeier, Dodge, 1996 (vs. Friend)
 8, Tyler Schnitzler, Kenesaw, 2011

(vs. Garden County)
 8, Garrett Allemang, Neligh-Oakdale, 2015
 (vs. Pender)
 D2-8, Kyle Hawthorne, Giltner, 2012
 (vs. Hay Springs)
 D6-9, Alex Worthing, Arthur County, 2020
 (vs. Sterling)

FIELD GOALS

A-3, Jake McCarthy, North Platte, 2001
 (vs. Lincoln East)
 3, Josh Gable, Kearney, 2008
 (vs. Omaha Westside)
 3, Danny Hamilton, Omaha Westside, 2010
 (vs. Lincoln Northeast)
 B-3, Ryan Larson, Scottsbluff, 1999 (vs. Alliance)
 C1-4, Jake Wesch, North Bend, 2001
 (vs. Fairbury)
 C2-3, Clinton Jones, Hebron, 1993 (vs. Genoa)
 3, Drew McClellan, North Platte St. Patrick's,
 2013 (vs. Cambridge)
 D1-3, Kory Kindler, Alma, 2011
 (vs. North Central)
 D2-2 Jeff Mannlein, Sargent, 2003
 (vs. Kenesaw)
 D6-3, Tim Karmazin, Lawrence, 1990
 (vs. Greeley)

TOUCHDOWN PASSES THROWN

A- 5, Jason Cahill, Papillion-La Vista, 1990
 (vs. Omaha Westside)
 5, Jady N Kowalski, Bellevue West, 2015
 (vs. Norfolk)
 5, A.J. Hubner, Creighton Prep, 2016
 (vs. Millard North)
 B- 5, Ryan Woodard, Omaha Roncalli Catholic,
 1994 (vs. Crete)
 5, Stewart Cemer, Blair, 2018
 (vs. Northwest)
 5, Sabastian Harsh, Scottsbluff, 2018
 (vs. Omaha Roncalli Catholic)
 C1-6, Baylor Scheierman, Aurora, 2018
 (vs. Arlington)
 C2-6, Austin Endorf, North Bend Central, 2018
 (vs. Wilber-Clatonia)
 D1-8, Nate Most, Giltner, 2009 (vs. Palmer)
 D2-7, Jake Findley, Giltner, 2012
 (vs. Hay Springs)
 D6-8, Casey Tobiassen, Hildreth, 1994
 (vs. Spalding Academy)

TOUCHDOWN PASSES CAUGHT

A-4, Zion Perry, Lincoln High, 2016
 (vs. Bellevue West)
 B-5, Keegan Reifschneider, 2018
 (vs. Omaha Roncalli Catholic)
 C1-4, Jordan Stevenson, Aurora, 2018
 (vs. Gothenburg)
 C2-4, Lucas Vogt, BRLD, 2018 (vs. Freeman)
 D1-5, Blake Maaske, Arapahoe, 2005
 (vs. Elwood)
 D2-7, Kyle Hawthorne, Giltner, 2012
 (vs. Hay Springs)
 D6-5, Kevin Hallam, Hildreth, 1994
 (vs. Spalding Academy)

POINTS SCORED

A-42, Jaylin Bradley, Bellevue West, 2016
 (vs. Millard West)

B-38, Jarod Epperson, Omaha Skutt, 2018
 (vs. Scottsbluff)
 C1-38, Todd Uhler, Battle Creek, 1992
 (vs. Kimball)
 C2-36, Phil Rohde, Ansley, 1978
 (vs. Hemingford)
 36, Justin Makovicka, East Butler, 2004
 (vs. Sutton)
 D1-48, Darwin Snyder, Winnebago, 1984
 (vs. Lawrence)
 48, Cory Eikmeier, Dodge, 1996 (vs. Friend)
 48, Tyler Schnitzler, Kenesaw, 2011
 (vs. Garden County)
 D2-50, Kyle Hawthorne, Giltner, 2012
 (vs. Hay Springs)
 D6-54, Alex Worthing, Arthur County, 2020
 (vs. Sterling)

RUSHING YARDS

A-496, Jaylin Bradley, Bellevue West, 2016
 (vs. Millard West)
 B-365, Chris Busby, Scottsbluff, 2018
 (vs. Omaha Roncalli Catholic)
 C1-445, Eric Love, Cozad, 2005
 (vs. Kearney Catholic)
 C2-357, Dylan Kautz, Norfolk Catholic, 2018
 (vs. Archbishop Bergan)
 D1-406, Stephan Rush, Anselmo-Merna, 2007
 (vs. Wauneta-Palisade)
 D2-451, Jaylon Sturdivant, Maxwell 2014
 (vs. Medicine Valley)
 D6-390, Ehproen Lovato, Minatare, 2018
 (vs. Walthill)

PASSING YARDS

A-440, Noah Walters, Lincoln East, 2020
 (vs. Omaha Westside)
 B-368, Ryan Woodard, Omaha Roncalli Catholic,
 1994 (vs. Crete)
 C1-349, Mitch Carlson, Central City, 2015
 (vs. Wilber-Clatonia)
 C2-384, Riley Gross, Archbishop Bergan, 2010
 (vs. Aquinas Catholic)
 D1-417, Hayden Miller, Lourdes Central Catholic,
 2015 (vs. Bloomfield)
 D2-427, Nate Most, Giltner, 2007 (vs. Hampton)
 D6-416, Kyle Grossart, Wolbach, 1994
 (vs. Arthur)

RECEIVING YARDS

A-228, Paul Parr, Omaha Gross Catholic, 1983
 (vs. Creighton Preparatory School)
 B-229, Quincy Nichols, Blair, 2018
 (vs. Northwest)
 C1-204, Nathan Johnson, Wood River, 1996
 (vs. Gothenburg)
 C2-224, Mitchell Ruybalid, Blue Hill, 2012
 (vs. Kimball)
 D1-214, Cody Calhoun, Maxwell, 2008
 (vs. Elwood)
 D2-285, Bryson Studnicka, Clay Center, 2006
 (vs. St. Edward)
 D6-202, Cletus Caudill, Wolbach, 1994
 (vs. Arthur)

Playoff Records

SERIES RECORDS, INDIVIDUAL

RUSHING YARDS

A-1,190, Jaylin Bradley, Bellevue West, 2016
 B-834, Jarod Epperson, Omaha Skutt, 2018
 C1-1,229, Todd Uhlir, Battle Creek, 1992
 C2-978, Dylan Kautz, Norfolk Catholic, 2018
 D1-1,327, Clint Belina, Howells, 2009
 D2-1,233, Steven Dent, Mullen, 2003
 D6-976, AJ Jenkins, Wilcox-Hildreth, 2018

PASSING YARDS

A-999, Joe Dolincheck, Bellevue West, 2016
 B-909, Christian Dudzik, Omaha Skutt Catholic, 2009
 C1-1,247, Baylor Scheierman, Aurora, 2018
 C2-1,088, Riley Gross, Archbishop Bergan, 2010
 D1-1,293, Bryan Dutcher, Greeley/Wolbach, 2002
 D2-1,725, Jake Findley, Giltner, 2012
 D6-973, Kyle Grossart, Wolbach, 1995

RECEIVING YARDS

A-433 Sylvio Johnson, Bellevue West, 2016
 B-407, Kirk Penner, Aurora, 1986
 C1-370, Ryan Zabawa, Norfolk Catholic, 1991
 C2-527, Matt Davison, Tecumseh, 1996
 D1-434, Shay Hinrichs, Giltner, 2009

D2-713, Kyle Hawthorne, Giltner, 2012
 D6-455, Ade Allen, Wolbach, 1995

TOTAL OFFENSE

A-1,190, Jaylin Bradley, Bellevue West, 2016
 B-1,128, Christian Dudzik, Omaha Skutt Catholic, 2009
 C1-1,275, Baylor Scheierman, Aurora, 2018
 C2-1,258, Riley Gross, Archbishop Bergan, 2010
 D1-1,362, Clint Belina, Howells, 2009
 D2-1,913, Jake Findley, Giltner, 2012
 D6-1,544, Kyle Grossart, Wolbach, 1995

TOUCHDOWNS

A-24, Jaylin Bradley, Bellevue West, 2016
 B-17, Jarod Epperson, Omaha Skutt, 2018
 C1-22, Todd Uhlir, Battle Creek, 1992
 C2-18, Dylan Kautz, Norfolk Catholic, 2018
 D1-25, Clint Belina, Howells, 2009
 D2-22, Steven Dent, Mullen, 2003
 D6-24, AJ Jenkins, Wilcox-Hildreth, 2018

TOUCHDOWN PASSES

A-11, Jady Kowalski, Bellevue West, 2015
 B-10, Mike Wahlstrom, Chadron, 1998
 C1-18, Baylor Scheierman, Aurora, 2018
 C2-10, Riley Gross, Archbishop Bergan, 2010
 10, Riley Wiltfong, Doniphan-Trumbull, 2012
 10, Cole Mitchell, Oakland-Craig, 2015
 D1-18, Dalton Bohac, East Butler, 2017
 D2-28, Jake Findley, Giltner, 2012
 D6-17, Kyle Grossart, Wolbach, 1995

TOUCHDOWN PASSES CAUGHT

A- 5, Brett Maher, Kearney, 2007
 B- 6, Kirk Penner, Aurora, 1986
 6, Keegan Reifschneider, Scottsbluff, 2018
 C1-6, Steve Denn, Norfolk Catholic, 1983/1985
 6, Jordan Stevenson, Aurora, 2018
 C2-8, Nathaniel Armon, Doniphan-Trumbull, 2012
 D1-8, Blake Maaske, Arapahoe, 2005
 D2-15, Kyle Hawthorne, Giltner, 2012
 D6-9, Ade Allen, Wolbach, 1995

POINTS SCORED

A-144, Jaylin Bradley, Bellevue West, 2016
 B-104, Jarod Epperson, Omaha Skutt, 2018
 C1-150, Todd Uhlir, Battle Creek, 1992
 C2-91, John Kroeker, Henderson, 1983
 D1-178, Clint Belina, Howells, 2009
 D2-156, Steven Dent, Mullen, 2003
 D6-144, AJ Jenkins, Wilcox-Hildreth, 2018

FIELD GOALS

A-4, Jake McCarthy, North Platte, 2001
 4, Andy Bayne, Millard North, 2012
 B-5, Ryan Larson, Scottsbluff, 1999
 C1-5, Jake Wesch, North Bend, 2001
 5, Bryce Miller, Norfolk Catholic, 2005
 5, Tyler Daake, Norfolk Catholic, 2006
 C2-5, Clinton Jones, Hebron, 1993
 D1-3, Colson Simmons, Pope John, 2004;
 3, Kory Kindler, Alma, 2011
 D2-2, Lonnie Mazour, Lawrence, 1986
 D6-3, Tim Karmazin, Lawrence, 1990

SUPPORT NEBRASKA HIGH SCHOOL ACTIVITIES



YOUR space, YOUR message. Advertise with us today!

- + Statewide Exposure
- + Businesses & Organizations
- + Secondary Education Programs
- + Upcoming Events, Shows, Clinics & Camps

Contact:

Ashton Honnor
 NSAA Marketing Manager
ahonnor@nsaahome.org
 402-489-0386

