

BASEBALL



\$5

NSAA STATE CHAMPIONSHIPS



"NSAA activities...the other half of education."

Dear Friends:

Welcome to another exciting Nebraska School Activities Association championship competition!

Congratulations to the students who have qualified for this year's championship. Your success is a testament to long hours of practice and preparation.

Nebraska's families, schools, and communities are passionate supporters of our students competing in extracurricular activities. Thank you to the parents, grandparents, coaches, and fans who have cheered them on this season.

Extracurricular activities are a valuable component of education. They develop character and teach important skills like teamwork, fair play, and perseverance. These skills will serve students well as they graduate and take on leadership positions in society.

Regardless of the outcome, I hope the competition is enjoyable and provides you with memories that last a lifetime. Best wishes for a safe and successful championship!



Sincerely,
Pete Ricketts
Governor

Congratulations to the student participants, their parents, and the schools they represent on qualifying for the NSAA State Championship activities. We welcome you and applaud your hard work and dedication. The time, the effort, and the commitment you have put into your activity has paid off and you should be very proud of this accomplishment.

The Nebraska School Activities Association is proud of the educational based activities that we provide to our schools for our students. Our mission is to promote the high ideals of citizenship, fair competition, sportsmanship, and teamwork in an effort to complement our member schools' curricular programs.

Perhaps cliché, but definitely true, today's students are tomorrow's leaders. Events like our Championships help to form these leaders by instilling values and leadership qualities while rounding out their educational experiences.

None of this would be possible without the incredible dedication and commitment of the many outstanding teachers, coaches, and administrators throughout Nebraska. These educators, together with strong support from parents and guardians, patrons, and fans like you, provide our children a solid foundation for their future success

Once again, congratulations, and good luck!



Jay Bellar
NSAA Executive Director



“NSAA activities...the other half of education.”

BASEBALL

NSAA STATE CHAMPIONSHIPS
MAY 13-14, 16-20, 2022
OMAHA

FIRDAY, MAY 13

SESSION 1

Class A

Werner Park

10 a.m. – Game 1 (First Round)
1 p.m. – Game 2 (First Round)
4 p.m. – Game 3 (First Round)
7 p.m. – Game 4 (First Round)

SATURDAY, MAY 14

Class B

Werner Park

10 a.m. – Game 1 (First Round)
1 p.m. – Game 2 (First Round)
4 p.m. – Game 3 (First Round)
7 p.m. – Game 4 (First Round)

MONDAY, MAY 16

SESSION 2

Class A

Werner Park

10 a.m. – Game 5 (First Round Losers' Bracket)
1 p.m. – Game 6 (First Round Losers' Bracket)
4 p.m. – Game 7 (Second Round)
7 p.m. – Game 8 (Second Round)

Class B

UNO – Tal Anderson Field

10 a.m. – Game 5 (First Round Losers' Bracket)
1 p.m. – Game 6 (First Round Losers' Bracket)
4 p.m. – Game 7 (Second Round)
7 p.m. – Game 8 (Second Round)

TUESDAY, MAY 17

SESSION 3

Class A

Fricke Field

4 p.m. – Game 9 (Second Round Losers' Bracket)
7 p.m. – Game 10 (Second Round Losers' Bracket)

Class B

Millard North

4 p.m. – Game 9 (Second Round Losers' Bracket)
7 p.m. – Game 10 (Second Round Losers' Bracket)

SESSION 4

Class B

UNO – Tal Anderson Field

4:00 p.m. – Game 11 (Championship Semifinal)

Class A

UNO – Tal Anderson Field

7:00 p.m. – Game 11 (Championship Semifinal)

WEDNESDAY, MAY 18

SESSION 5

Class A

UNO – Tal Anderson Field

4 p.m. – Game 12 (Four-team Semifinal)
7 p.m. – Game 13 (Four-team Semifinal)

Class B

Fricke Field

4 p.m. – Game 12 (Four-team Semifinal)
7 p.m. – Game 13 (Four-team Semifinal)

THURSDAY, MAY 19

SESSION 6

Class A

UNO – Tal Anderson Field

4 p.m. – Game 14 (Championship Final)
TBA – Game 15 (If Necessary)

FRIDAY, MAY 20

SESSION 6

Class B

UNO – Tal Anderson Field

4 p.m. – Game 14 (Championship Final)
TBA – Game 15 (If Necessary)

NSAA Executive Director

Jay Bellar

NSAA Site Directors

Dan Masters, NSAA Assistant Director
Jennifer Schwartz, NSAA Associate Director
Jeff Stauss, NSAA Assistant Director

Facility Directors

Steve Farrens, Werner Park
Jason Ryan, Werner Park/Fricke Field
Jeremy VanAckeren, Werner Park/Fricke Field
Ethan Anderson, UNO – Tal Anderson Field
Chad Zimmerman, Millard North

Supervisor of Officials

Jeff Graver
Tim Hahn
Jason Harstick
Matt Ossenfort

Championship Finals

National Anthem Singers

Class A – Presley Richards, Sidney High School
Class B – Mia Linder, Oakland-Craig High School

Doctors

Dr. Julia Black
Dr. Jonathon Buzzell
Andy Dibelka, P.A.
Dr. Kirk Hutton
Mitch Muhs, P.A.
Lindsay Orwig, P.A.
Dr. Scott Reynolds
Matt Smoyer, P.A.
Jeremy Vanicek, P.A.

NSATA Athletic Trainers

Stacy Dahlkoetter
Marcus Hurrington
Kelsi Huseman
Izac Kitsmiller
Scott Martens
Cassie Metzner
Kyle Nadrchal
Eric Smoyer

Cover photos courtesy of Callam Sports Photography.

2022 NSAA Baseball Championship Umpires

Larry Cahill
Curtis Carlson
Eric Ceder
Brandon Dinslage
Daniel Flynn
Christopher Franck
Neil Hammond
Tod Heier
Tim Higgins
Matthew Kienow
Troy Lanham
Zachary Lutz
Kevin Mar
Brandon Moore
Jimmy Motz
Joseph Rider
Steve Spieker
Troy Test

2021-
2022

NSAA Student Advisory Committee




Sophia Talero, Senior
Norris



Garrett Hansen, Junior
McCool Junction



Camilla Ibrahimova, Senior
Lincoln Southeast



Blessing Ametitovi, Junior
Omaha Northwest



Rita Ceballos, Junior
Johnson County Central



Alex Draper, Junior
Platteview



Jessica Wartenberger, Junior
Falls City Sacred Heart



Carson Lavaley, Senior
Wahoo



Chloe Irwin, Senior
Gretna



Grace Johnson, Junior
Bancroft-Rosalie



Aubree Van Berkum, Senior
South Sioux City



Thomas Cunningham, Senior
Stanton



Creyton Line, Junior
SEM



Lauryn Scott, Junior
Adams Central



Mason Mandernach, Senior
Kearney Catholic



Kaitlyn Laux, Senior
Hastings



Corbin Horner, Junior
Dundy County Stratton



Alexa Sandman, Senior
Wauneta-Palisade



Kierra Miller, Junior
Bayard



Brenton Abbott, Senior
Leyton





SOMEONE IS COUNTING
ON YOU TO **BUCKLE UP.**

NDOT
Highway Safety Office



**IT HURTS WORSE
THAN IT LOOKS.**

A DUI costs more than you think.

GET A RIDE.

NDOT
Highway Safety Office

Extend your career at SCC!

- Member of NJCAA D-I
- Member of Region IX
- Member of Empire Conference
- Home field in Beatrice
- Schedule includes schools from Colorado, Kansas, Iowa, & Nebraska



Learn more about the Storm
Contact Dion Parks, Head Coach
402-228-8158
or dparks@southeast.edu

Tyler Monroe
Infielder, Lincoln, NE


Danny Spongberg
Outfielder, Omaha, NE

www.sccstorm.com



WATCH HIGH SCHOOL SPORTS LIVE ON THE NFHS NETWORK


Stream **LIVE** or On Demand from any device.



WWW.NFHSNETWORK.COM

SUBSCRIBE | FOLLOW | WATCH

WELCOME STATE BASEBALL FANS! YOU'LL FIND EVERYTHING FROM GREAT LODGING TO FUN OUTDOOR ACTIVITIES AND EXCITING ENTERTAINMENT WHEN YOU STAY & PLAY IN SARPY COUNTY!



Union Omaha Soccer at Werner Park



TreeRush Adventures at Fontenelle Forest, Bellevue



Shadow Lake Towne Center, Papillion



Fairfield Inn, La Vista




The 6-burger Stellanator at Stella's Bar & Grill, Bellevue



Nebraska Crossing, Gretna



Werner Park, Papillion



Strategic Air Command & Aerospace Museum



Papio Fun Park, Papillion



Angus Burgers & Shakes



88 Tactical Elite Training, Store & Ammo Box Cafe



Sarpy County always awaits with a wonderful mix of fun things to see and do. Take a swing at one of our premier golf courses. Catch an Omaha Storm Chasers baseball game or Union Omaha soccer game at Werner Park. Spend the day at Fontenelle Forest or TreeRush Adventures and wrap up your day with an evening with some fine dining at any of our great restaurants. We've got outdoor recreation, historical sites and summer fun you can only find here in Sarpy County. All this and more located just minutes south of Omaha and along I-80. Visit us online at **GoSarpy.com!**

**Sarpy County
Tourism**

So Near, So FUN. • GoSarpy.com

BELLEVUE • GRETN A • LA VISTA • P A P I L L I O N • S P R I N G F I E L D • O F F U T T A I R F O R C E B A S E • O M A H A M E T R O   

The very best for young athletes.



Every young athlete deserves the very best. At Children's Hospital & Medical Center, our team of sports medicine physicians, orthopedic surgeons, sports physical therapists and athletic trainers provide the very best care for area athletes. Our game plan includes concussion management, injury prevention techniques, treatment and physical therapy for sports-related injuries, including surgical interventions if necessary. All to help young athletes return to the game – and the classroom – quickly and safely.

To learn more or to schedule an appointment with one of our sports medicine specialists, visit ChildrensOmaha.org/SportsMedicine or call 402.955.PLAY(7529).



SPORTS MEDICINE

CARE

| ADVOCACY

| RESEARCH

| EDUCATION

SUPPORT NEBRASKA HIGH SCHOOL ACTIVITIES

**YOUR space, YOUR message.
Advertise with us today!**

- + Statewide Exposure
- + Businesses & Organizations
- + Secondary Education Programs
- + Upcoming Events, Shows, Clinics & Camps

Contact:

Ashton Honor
NSAA Marketing Manager
ahonor@nsaahome.org
402-489-0386



CLASS A

NSAA Baseball Bracket

Game 1: Werner Park • May 13 • 10:00 a.m.



#1
Millard West
Wildcats (26-5) 46.5161

vs.



#8
Kearney
Bearcats (15-9) 43.7500

Game 2: Werner Park • May 13 • 1:00 p.m.



#4
Lincoln East
Spartans (24-3) 45.5185

vs.



#5
Elkhorn South
Storm (18-8) 45.0385

Game 3: Werner Park • May 13 • 4:00 p.m.



#3
Millard South
Patriots (23-8) 45.9355

vs.



#6
Lincoln Southeast
Knights (22-6) 44.6071

Game 4: Werner Park • May 13 • 7:00 p.m.



#2
Creighton Preparatory
Jr. Jays (27-5) 46.2188

vs.



#7
Omaha Westside
Warriors (18-14) 43.8750

Game 5: Werner Park • May 16 • 10:00 a.m.

Loser Game 1 vs. Loser Game 2

Game 6: Werner Park • May 16 • 1:00 p.m.

Loser Game 3 vs. Loser Game 4

Game 7: Werner Park • May 16 • 4:00 p.m.

Winner Game 1 vs. Winner Game 2

Game 8: Werner Park • May 16 • 7:00 p.m.

Winner Game 3 vs. Winner Game 4

Game 15: UNO-Tal Anderson Field • May 19

If Necessary – TBA after Game 14

Game 9: Fricke Field • May 17 • 4:00 p.m.

Loser Game 8 vs. Winner Game 5

Game 10: Fricke Field • May 17 • 7:00 p.m.

Winner Game 6 vs. Loser Game 7

Game 11: UNO Tal Anderson Field • May 17 • 7:00 p.m.

Winner Game 7 vs. Winner Game 8

Game 12: UNO-Tal Anderson Field • May 18 • 4:00 p.m.

Winner Game 11 vs. TBA

Game 13: UNO-Tal Anderson Field • May 18 • 7:00 p.m.

TBA vs. TBA

CHAMPIONSHIP GAME

Game 14: UNO-Tal Anderson Field • May 19 • 4:00 p.m.

TBA vs. TBA

MILLARD WEST Wildcats | Forest Green/Black/White | 26-5

Superintendent: Dr. Jim Suttin

Principal: Dr. Greg Tiemann

Athletic Director: Lance Smith

NSAA Team Enrollment: 838

Conference: Metro

Head Coach: Steve Frey

Assistant Coaches: Bob Hlavac, Andy Peacock,
Zak Leighton, Shawn Juricek

State Tournament Appearances: 24

Most Recent State Tournament: 2021

State Championship Years: A/2019

Runner-up: A/2000, A/2001, A/2003, A/2007,
A/2008, A/2011, A/2016, A/2021



Season Record 26-5

Lincoln Northeast	W	12-2
Lincoln Southwest	W	11-1
Papillion-LaVista	W	8-0
Blue Valley, KS	L	1-2
Mill Valley, KS	W	11-1
Lincoln Southeast	W	5-2
Omaha Burke	W	4-1
Omaha Skutt Catholic	L	1-2
Elkhorn South	W	16-0
Lincoln North Star	W	3-2
Kearney	W	5-3
Papillion-LaVista South	W	11-1
Elkhorn	W	11-1
Millard North	W	10-0
Millard South	W	7-3
Omaha Burke	L	7-9
Millard South	L	5-9
Omaha North	W	26-2
Omaha Westside	W	9-8
Elkhorn South	L	5-6
Gretna	W	8-1
Millard North	W	10-1
Lincoln Pius X	W	8-2
Gretna	W	6-4
Elkhorn South	W	9-7
Omaha Westside	W	4-1
Bellevue West	W	4-1
Millard North	W	10-3
Creighton Preparatory School	W	4-3
Omaha Burke	W	13-0
Omaha South	W	12-0

No.	Name	GR	POS	BA	AB	H	R	RBI	HR	W-L	ERA
2	Maddux Fleck	12	INF	0.397	63	25	25	6	0		
4	Drew Borner	12	INF	0.419	93	39	40	23	2		
5	Korey Cozad	11	C	0.342	73	25	6	25	2		
6	Brady Brau	11	P	0.500	2	1	11	0	0	0-0-0	
7	AJ Tauber	12	OF	0.439	41	18	21	14	2		
8	Mason Koch	12	P	0	0	0	0	0	0	1-0-8	1.42
10	Dylan Driessen	12	P/INF	0.326	43	14	7	13	1	4-2-0	2.73
12	Peyton Moore	11	P/1B/OF	0.262	61	16	15	11	0	0-0-0	
13	Rice Whitaker	12	INF	0.182	44	8	10	7	0		
14	Nixon Snyder	11	OF	0.276	29	8	7	5	1		
15	Brady Ferguson	9	P/INF	0.417	12	5	6	5	0	1-0-0	1.54
16	Devin Jones	12	OF	0.239	67	16	13	4	1		
17	Caleb Lanphear	11	P/C	0.259	27	7	3	3	0	1-0-0	1.75
18	Avery Moore	12	OF	0.425	87	37	33	35	6		
19	Jaxson Cahoy	12	P	0	0	0	0	0	0	5-1-0	1.63
20	Tyler Spreitzer	12	P	0	0	0	0	0	0	0-1-1	1.00
21	Tanner Wilbeck	11	P	0	0	0	0	0	0	1-1-0	2.90
26	Jackson Williams	10	P/OF	0.294	17	5	19	3	0	0-0-0	1.91
27	Sam Novotny	12	P	0	0	0	0	0	0	6-0-0	2.97
28	Drew Deremer	11	P/OF	0.298	47	14	17	16	1	4-0-0	1.62
29	Brady Tate	11	P	0	0	0	0	0	0	1-0-0	0.78
30	Nick Venteicher	10	P/INF	0.308	78	24	16	29	0	0-0-0	

KEARNEY Bearcats | Blue & Gold | 15-9

Superintendents: Dr. Kent Edwards, Matt Rogers

Principals: Jeff Ganz, Matt Rogers

Athletic Directors: Ryan Hogue, Rick Petri

NSAA Team Enrollment: 613


Conference: Heartland Athletic Conference

Head Coach: Brad Archer

Assistant Coaches: Matt Connot, Josh Redman, Chris Pockock,
Brian Graham

State Tournament Appearances: 2

Most Recent State Tournament: 2019




Season Record 15-9

Lincoln Southeast	W	7-1
Fremont	W	11-6
Papillion-LaVista South	W	11-1
Norris	L	0-8
Columbus	W	5-3
Grand Island	W	4-3
Lincoln East	L	2-12
Millard South	L	5-6
Millard West	L	3-5
Lincoln Northeast	W	10-7
Lincoln North Star	L	1-5
Lincoln High	W	10-0
Hastings	W	14-9
Lincoln Pius X	W	8-7
Lincoln Southwest	L	3-6
Lincoln Southeast	W	12-10
Millard North	W	2-1
Creighton Preparatory School	L	3-9
Omaha South	W	12-1
Norfolk	W	13-3
Bellevue East	W	11-5
Elkhorn North	L	9-11
Lincoln Southwest	W	19-3
Lincoln North Star	L	0-2

No.	Name	GR	POS	BA	AB	H	R	RBI	HR	W-L	ERA
1	Karter Lee	10	INF	0.270	74	20	22	17	0		
3	Lucas Wegner	11	P/OF	0.133	15	2	2	0	0	4-1-1	4.04
4	Brayden Andersen	12	P/INF	0.348	69	24	22	17	2	5-2-0	2.08
8	Brodie Arnold	11	P/C/INF/OF	0	0	0	0	0	0		
9	Tanner Johnson	12	P/INF	0.368	57	21	22	14	0	1-1-1	3.34
11	Dawson Stutz	12	P/INF	0.209	67	14	19	7	1	2-0-0	2.56
16	Dylan Welsh	12	C/INF	0.304	46	14	5	12	0		
17	Reese Bober	12	INF/OF	0.400	75	30	21	24	1		
18	Jais Gappa	12	INF	0.000	6	0	0	0	0		
20	Barrett Foster	11	P/OF	1.000	1	1	11	0	0		
21	Tyson Redinger	11	C/INF	0	0	0	0	0	0		
22	Riley Miller	12	P/OF	1.000	1	1	4	0	0	2-4-0	3.94
23	Aidan Poppe	11	P/INF/OF	0	0	0	0	0	0		
24	Hudson Bertrand	11	P/INF/OF	0	0	0	0	0	0		
26	Peyton Larson	12	P/OF	0.233	30	7	8	4	1	0-0-0	6.3
27	Creed Martin	12	P/OF	0.333	12	4	4	4	0		
29	Nolan Smith	11	C/INF	0.302	63	19	7	26	0		
35	Korben Rich	12	P/INF/OF	0.500	80	40	19	21	5	0-0-1	
36	Blake Rehtus	12	P	0	0	0	0	0	0	1-1-0	5.46
37	Koren Conrad	12	P/OF	0.077	13	1	2	1	0		
38	Cash Roseberry	12	INF	0.200	30	6	3	3	0		
50	Max Myers	12	C	0	0	0	0	0	0		

LINCOLN EAST Spartans | Royal Blue/White | 24-3

Superintendent: Dr. Steve Joel
Principal: Susan Cassata
Athletic Director: Zach Limbach
NSAA Team Enrollment: 930
Conference: Heartland
Head Coach: Mychal Lanik
Assistant Coaches: Kirby Killion, Ben Brink, Dan Reichert, Taylor Doggett, Noah Kulhanek, Trey Montanez, Ryan Schrad, Matt Duchek
State Tournament Appearances: 7
Most Recent State Tournament: 2021



Season Record 24-3

Norfolk	W	12-2
Norfolk	W	12-2
Lincoln Pius X	W	15-1
Lincoln High	W	11-0
Columbus	W	14-1
Columbus	W	2-0
Grand Island	W	19-0
Kearney	W	12-2
Hastings	W	18-3
Fremont	W	1-0
Lincoln Southwest	W	10-0
Millard South	L	2-10
Millard North	W	19-6
Columbus	W	8-2
Lincoln Southwest	L	9-10
Lincoln North Star	W	9-5
Papillion-LaVista	W	12-2
Lincoln Southwest	W	9-3
Lincoln North Star	W	17-3
Norris	W	4-3
Millard South	L	10-14
Lincoln Northeast	W	13-5
Omaha Bryan	W	28-0
Omaha Westside	W	4-1
Millard South	W	15-1
Omaha Westside	W	6-1
Papillion-LaVista	W	9-3

No.	Name	GR	POS	BA	AB	H	R	RBI	HR	W-L	ERA
1	Jaelyn Welch	12	OF	0.329	76	25	35	25	0		
2	Jeter Worthley	9	C	0.324	37	12	8	9	1		
3	Paul Shortridge	10	P/OF	0.500	4	2	1	1	0	0-0	3.750
4	Cody Cook	12	INF	0.625	8	5	21	5	0		
5	Harrison Biester	11	INF/OF	0.514	35	18	29	12	0		
6	Aidan Johnson	12	P	0	0	0	0	0	0	1-1	2.69
7	AJ Evasco	10	INF	0.324	74	24	26	31	4	0-0	21
8	Keegan Brink	12	P/C	0.464	69	32	26	25	4	0-0	7
9	Chase Nelson	10		0	0	0	0	0	0	3-0	4.20
10	Carter Mick	10		0.000	1	0	0	0	0	6-0-1	2.05
11	Ryan Clementi	12	P/OF	0.292	65	19	23	22	0	5-2	2.9
13	Noah Walters	12	P/INF	0.355	76	27	27	14	0	0-0	63.0
14	Troy Peltz	9		0.364	11	4	4	7	0		
15	Kaiden Bradley	12	P/OF	0.350	20	7	9	6	0	0-0	1.75
16	Cooper Erikson	12	P/INF	0.468	79	37	35	31	1	2-0-1	.724
17	Elijah Erikson	11	OF	0.400	30	12	9	8	0		
17	Joey Senstock	9	C/INF	0.625	8	5	4	4	1		
18	Mason Gaines	10	P/OF	0.490	51	25	14	18	4	1-0	8.4
19	Garrett Springer	10	C/1B	0.281	57	16	9	20	2		
22	Trevor Storer	12		0	0	0	0	0	0	1-0	2.355
23	A.J. Seizys	11	OF	0.000	1	0	5	0	0		
42	Jalen Worthley	12	P	1.000	1	1	1	1	0	5-0	1.08

ELKHORN SOUTH Storm | Navy Blue/Vegas Gold | 18-8

Superintendent: Dr. Bary Habrock
Principal: Mark Kalvoda
Athletic Director: Roger Ortmeier
NSAA Team Enrollment: 559
Conference: Metro Conference
Head Coach: Brandon Dahl
Assistant Coaches: Ryan Ahart, Trevor Longe
State Tournament Appearances: 6
Most Recent State Tournament: 2019



Season Record 18-8

Omaha Burke	W	3-2
Omaha Skutt Catholic	W	12-2
Omaha Roncalli Catholic	W	11-1
Omaha Skutt Catholic	W	9-2
Waverly	W	8-1
Millard South	L	2-10
Millard West	L	0-16
Bellevue West	W	7-6
Millard South	L	3-6
Omaha Westside	W	11-10
Millard North	L	5-6
Papillion-LaVista South	W	13-2
Omaha Central	W	16-2
Omaha Central	W	16-1
Gretna	W	8-3
Millard West	W	6-5
Creighton Preparatory School	L	0-18
Norris	W	13-10
Bennington	L	8-10
Papillion-LaVista	W	7-6
Omaha Westside	W	11-5
Millard West	L	7-9
Gretna	W	16-7
Lincoln North Star	L	2-10
Lincoln Pius X	W	12-7
Grand Island	W	4-3

No.	Name	GR	POS	BA	AB	H	R	RBI	HR	W-L	ERA
1	Blake Dreyer	12	P/INF	0.250	4	1	5	1	0	1-0-0	
2	Jayson Bertsch	12	INF	0.385	78	30	29	23	1		
3	Brock Nielsen	12	OF	0.174	23	4	12	6	0		
4	Blake Daly	12	P/INF	0.344	32	11	8	4	0		
5	Cade Parry	12	P/INF	0.338	65	22	17	23	2	1-0-0	2.33
6	Nolan Tate	12	P	0	0	0	0	0	0	0-0-0	11.67
7	Mason Feely	12	P/C	0.700	10	7	2	2	0		
8	Jackson Dyer	11	OF	0.059	17	1	9	1	0		
9	Cole Eaton	11	OF	0.340	94	32	24	24	4		
10	Cole Goeser	12	P/C/INF	0.394	71	28	4	8	0		
11	Hayden Kelberlau	11	P/INF	0.300	70	21	22	22	1	1-0-1	5.06
12	Austin Hoff	12	P	0	0	0	0	0	0	1-1-0	6.72
13	Eli Small	11	P/C/OF	0.450	80	36	25	18	0	3-0-0	6.30
14	Canton Diederich	12	P	0	0	0	0	0	0	2-0-1	3.72
15	Devin Fritsch	12	P	0	0	0	0	0	0	4-0-0	1.21
17	Dane Mosser	11	P	0	0	0	0	0	0	0-0-1	10.50
18	Tyson McAlexander	12	OF	0.452	31	14	8	8	0		
19	Alex Thomas	11	P/1B/OF	0.333	21	7	5	4	0	0-2-0	8.27
20	Cooper Panneton	12	P/C	0.333	3	1	1	1	0		
21	Michael Valdivia	10	P/INF	0.322	59	19	22	12	0	0-0-0	3.50
23	Michael Meckna	10	P/OF	0.333	45	15	13	14	1	1-2-0	6.61
24	Carter Navin	11	P	0	0	0	0	0	0	4-1-0	4.15

MILLARD SOUTH Patriots | Red/White | 23-8

Superintendent: Dr. Jim Suttin

Principal: Heidi Weaver

Athletic Director: Steve Throne

NSAA Team Enrollment: 998

Conference: Metro

Head Coach: Greg Geary

Assistant Coaches: Paul Grant, Mike Kros, Mitchell Kresnik, Trent Renken, Blake Headley, Ty Kildow, Brian Sulzman, David Foley, Jake Boryca, Bryce Trout, Brenden Trout

State Tournament Appearances: 43

Most Recent State Tournament: 2021

State Championship Years: C/1940, B/1951, D/1953, D/1954, C/1958, A/1976, A/1980, A/2021

Runner-up: A/1978, A/1981, A/1983, A/1984, A/1985, A/2013, A/2015, A/2018, A/2019



Season Record 23-8

Omaha Westside	W	3-1
Gretna	L	2-6
Omaha Burke	W	13-6
Millard North	W	6-2
Elkhorn South	W	10-2
Omaha Central	W	10-0
Gretna	L	8-15
Lincoln North Star	W	8-5
Kearney	W	6-5
Elkhorn South	W	6-3
Creighton Preparatory School	W	5-0
Lincoln East	W	10-2
Papillion-LaVista	W	15-5
Millard West	L	3-7
Millard West	W	9-5
Omaha Northwest	W	18-6
Bellevue West	L	2-3
Lincoln Southwest	W	11-5
Bellevue West	L	1-2
Fremont	W	5-2
Lincoln Southwest	W	5-3
Waverly	W	7-0
Lincoln East	W	14-10
Elkhorn North	W	13-10
Papillion-LaVista South	L	7-8
Lincoln Northeast	W	9-2
Lincoln East	L	1-15
Creighton Preparatory School	L	10-15
Millard North	W	6-2
Bellevue West	W	11-0
Lincoln Northeast	W	10-0

No.	Name	GR	POS	BA	AB	H	R	RBI	HR	W-L	ERA
1	Braden Sweet	12	DH	0.438	80	35	35	13	0		
2	Noah Findeis	12	P/INF/OF	0.200	5	1	4	1	0	0-0-0	3.15
3	Grant Renken	11	P/OF	0.212	52	11	10	9	1	4-2-1	3.47
4	Robert Hodges	11	2B	0.200	55	11	21	9	0		
5	Max Heard	11	CF	0.256	86	22	22	21	0		
6	Conlin Grady	11	P/1B/RF	0.348	66	23	18	22	0	7-1-1	2.37
7	Jake Dennis	11	P	0	0	0	0	0	0	3-0-0	2.66
8	Camden Kozeal	11	SS	0.438	89	39	32	34	5		
9	Garrett Weberg	11	P	0	0	0	0	0	0	2-1-1	2.94
10	Braden Cannon	12	P/3B	0.324	105	34	31	32	2	3-1-1	3.62
12	Tyler Moriarty	11	OF	0.222	18	4	21	4	0		
14	Brayden Smith	12	P/INF/OF	0.384	86	33	34	30	4	0-1-0	13.36
16	Noah Nordstrom	11	P/OF	0.333	3	1	0	1	0	1-0-0	7.00
17	Ashton Jorges	12	C	0.187	75	14	0	14	0		
18	Jonathan Moffett	10	P/1B	0.179	39	7	10	12	1	2-1-0	3.19
19	Jacob Meyer	11	C	0.000	5	0	1	0	0		
20	Logan Anderson	12	P/1B/RF	0.379	29	11	3	8	0	1-1-2	6.73
21	Murphy Helm	10	OF	0	0	0	1	0	0		
24	Drew Devries	11	P	0	0	0	0	0	0	0-0-0	8.40
25	Easton Thomas	12	P	0.000	3	0	0	0	0	0-0-0	4.94
26	Harrison Hart	10	P/RF	0.167	12	2	0	1	0		
32	Adrian Ayala Castellano	11	2B	0.000	3	0	1	1	0		

LINCOLN SOUTHEAST Knights | Black/Gold | 22-6

Superintendent: Dr. Steve Joel

Principal: Tanner Penrod

Athletic Director: Dr. JJ Toczek

NSAA Team Enrollment: 737

Conference: Heartland

Head Coach: Montana Jones

Assistant Coaches: Kyle Beacom, Andrew Christensen, Tanner Lewis, Dan Lowe, Nolan Plagge, Cal White, Chris Stoehr, Grant Snelling, Justus Stocks, Caleb Thiessen

State Tournament Appearances: 34

Most Recent State Tournament: 2018

State Championship Years: A/1958, A/1960, A/1961, A/1962, A/1977

Runner-up: A/1967, A/1975, A/1979, A/1988



Season Record 22-6

Kearney	L	1-7
Lincoln Pius X	W	9-5
Grand Island	W	7-5
Millard West	L	2-5
Omaha Burke	W	10-0
Lincoln Southwest	L	3-13
Omaha Westside	W	8-6
Elkhorn North	W	20-10
Elkhorn	W	14-9
Norris	W	15-5
Omaha Central	W	10-6
Norfolk	W	10-5
Norfolk	W	12-8
Lincoln North Star	W	7-6
Kearney	L	10-12
Lincoln Northeast	W	8-5
Fremont	W	10-5
Omaha Westside	L	8-14
Papillion-LaVista	W	16-11
Lincoln Pius X	W	19-13
Lincoln North Star	W	7-5
Columbus	W	6-3
Omaha Bryan	W	22-0
Bellevue East	W	9-4
Gretna	L	5-9
Lincoln High	W	18-2
Columbus	W	2-1
Lincoln North Star	W	3-2

No.	Name	GR	POS	BA	AB	H	R	RBI	HR	W-L	ERA
1	Will Barrett	12	P/SS	0.427	82	35	27	34	1	2-1-	8.33
2	Jacob Anderson	12	OF	0.324	74	24	22	11	0		
3	Sam Foerster	12	C	0.211	19	4	3	7	0		
4	Will Jesske	11	P/3B	0.474	97	46	25	38	3	1--1	8.21
5	Gavin Clauss	11	P/2B	0.406	69	28	28	16	0		
6	Loren Pasco	12	P/2B	0.500	2	1	2	1	0		6.64
7	Owen Baxter	10	C/OF	0.397	73	29	32	23	0		
8	Kade Wickham	12	P/2B	0.500	8	4	3	2	0	0-2-	8.08
9	Jake Appleget	12	OF	0.326	86	28	20	29	2		
10	Willem Reddick	12	P/3B	0.000	6	0	6	1	0		
11	Maddox Cummings	11	P/1B	1.000	1	1	1	1	0		
12	Mitt Lashley	11	P/2B	0.322	59	19	11	12	0	2-0-	3.94
13	Max Buettenback	11	P/OF	0.438	96	42	39	16	1	5-0-	2.36
14	Easton Debuse	12	P/1B	0.167	6	1	3	0	0	1-0-	0.84
15	Luke Blatchford	12	P/1B	0.241	58	14	13	14	3	5-1-1	3.58
16	Landon Morgan	11	P/SS	0.118	17	2	4	2	0	2-0-	
17	Keaton Peters	12	1B	0.367	30	11	13	12	0		
18	Blake Avila	11	P	0.500	4	2	2	2	0	2-2-	6.33
19	Cash Buettenback	9	C/1B	0.269	26	7	7	5	0		
20	Kyle Catherall	11	OF	0.500	4	2	3	2	0		
21	Gage Frederick	10	P/OF	1.000	2	2	1	4	0	2-0-	6.36
22	Max Dills	11	OF	0.250	8	2	4	2	0		

CREIGHTON PREPARATORY SCHOOL Jr. Jays | Blue/White | 27-5

Superintendent: Fr. Matthew Spotts S.J.

Principal: Jim Bopp

Athletic Director: Dr. Dan Schinzel

NSAA Team Enrollment: 773

Conference: Metro

Head Coach: Pat Mooney

Assistant Coaches: Jerry Wellwood, Kyle Schneider, Josh Schlotfeld, Joe Ryberg, Chris Ziola, Jake Hervert, Jeff Wellwood, Pete Ewing

State Tournament Appearances: 40

Most Recent State Tournament: 2019

State Championship Years: A/1940, AA/1942, A/1969, A/1981, A/1993, A/2001, A/2002, A/2004, A/2012, A/2016, A/2017, A/2018

Runner-up: A/1939, AA/1941, A/1970, A/1987, A/1992, A/1995, A/1997, A/2009, A/2010, A/2014



Season Record 27-5

Elkhorn North	W	9-1
Omaha Central	W	15-7
Waverly	W	12-1
Gretna	W	9-1
Omaha Northwest	W	13-2
Omaha Westside	W	7-3
Papillion-LaVista South	W	14-2
St. Louis University High, MO	W	5-2
Mary Institute In St. Louis Country Day School, MO	W	8-4
St. Dominic, MO	W	16-0
Bellevue West	L	3-5
Millard South	L	0-5
Blue Springs, MO	W	9-5
Staley, MO	W	6-5
Omaha South	W	13-3
Papillion-LaVista South	W	8-7
Elkhorn South	W	18-0
Bellevue West	W	13-3
KC Rockhurst, MO	L	3-6
KC Rockhurst, MO	W	15-5
Omaha Burke	L	5-11
Papillion-LaVista	W	12-2
Kearney	W	9-3
Bennington	W	14-2
Millard North	W	17-7
Lincoln Southwest	W	15-0
Papillion-LaVista South	W	9-3
Millard West	L	3-4
Millard South	W	15-10
Lincoln North Star	W	17-3
Omaha Central	W	8-0
Papillion-LaVista South	W	8-5

No.	Name	GR	POS	BA	AB	H	R	RBI	HR	W-L	ERA
1	Parker Mooney	12	INF	0.453	95	43	48	32	3		
2	Jack Thiele	11	INF	0.328	67	22	20	24	0	0-0-0	10.50
3	Robert O'Malley	12	P	0	0	0	0	0	0	6-0-0	1.95
4	Grant Wagner	11	P	0.143	7	1	6	0	0	1-1-0	2.94
5	Jack Stessman	12	OF	0.291	86	25	35	21	2		
6	Keegan Holmstrom	12	OF	0.262	61	16	21	18	2		
7	Samuel Ryberg	12	OF	0.387	93	36	54	25	1	0-0-0	7.00
8	Jack Everett	12	P	0	0	0	0	0	0	2-1-2	3.63
9	Zachary Ryan	12	C	0.219	64	14	12	10	2		
10	Ryan Bauer	12	P	0	0	0	0	0	0	7-0-1	2.15
11	Thomas Leiden	12	P	0	0	0	0	0	0	2-1-1	2.84
12	Elliott Peterson	12	C	0.467	105	49	22	43	3		
13	Coby Hatcher	11	INF	0.400	105	42	35	46	4		
14	Mitchell Collins	11	INF	0.063	16	1	8	4	0		
15	Louis Schneckenberger	11	P	0	0	0	0	0	0	2-1-0	1.75
16	Grant Hatcher	12	INF	0.417	96	40	36	25	0		
17	Grant Sommers	11	INF	0.412	97	40	31	36	3	2-0-1	2.52
18	Jamison Harris	10	P	0	0	0	0	0	0	5-0-0	1.81
20	Samuel Patton	11	P	0	0	0	0	0	0	0-1-0	1.23
21	Bradley Richardson	10	P	0	0	0	0	0	0	0-1-0	6.00
22	Samuel Bespyasny	11	P	0	0	0	0	0	0	0-0-0	
23	Paul Ryberg	10	C	0.000	1	0	0	0	0		

OMAHA WESTSIDE Warriors | Red/Black | 18-14

Superintendent: Mike Lucas

Principal: Jay Opperman

Athletic Director: Tom Kerkman

NSAA Team Enrollment: 777

Conference: Metro

Head Coach: Otis Seals

Assistant Coaches: Tyler Cotten, Alec Williams

State Tournament Appearances: 36

Most Recent State Tournament: 2017

State Championship Years: A/1972, A/1999, A/2003, A/2006, A/2009, A/2013, A/2014, A/2015

Runner-up: A/1969, A/1976, A/1982, A/1990, A/1994, A/1996, A/1998, A/2005, A/2017



Season Record 18-14

Millard South	L	1-3
Omaha Burke	W	9-8
Lincoln Northeast	W	6-4
Lincoln Southwest	W	10-0
Bellevue East	W	7-6
Lincoln North Star	W	6-5
Gretna	W	10-3
Creighton Preparatory School	L	3-7
Lincoln Southeast	L	6-8
Millard North	L	2-3
Columbus	W	3-2
Elkhorn South	L	10-11
Norris	L	2-10
Millard North	L	7-11
Elkhorn	L	5-6
Lincoln Southwest	L	1-7
Bellevue West	W	9-1
Omaha Burke	W	10-3
Millard West	L	8-9
Papillion-LaVista South	W	3-1
Omaha Northwest	W	14-3
Lincoln Southeast	W	14-8
Elkhorn South	L	5-11
Gretna	W	14-3
Millard West	L	1-4
Omaha North	W	18-3
Omaha Central	W	7-0
Lincoln East	L	1-4
Lincoln Northeast	W	7-2
Papillion-LaVista	W	8-0
Bellevue East	W	6-5
Lincoln East	L	1-6

No.	Name	GR	POS	BA	AB	H	R	RBI	HR	W-L	ERA
1	Ty Chullino	11	INF	0.375	40	15	24	9	0		
3	RJ Gunderson	12	Util	0.396	101	40	28	19	1		
4	Anthony Rezac	10	P/INF	0.293	75	22	9	14	1		
5	Matt Leonard	12	INF	0.260	73	19	16	13	0		
6	Dalton Bargo	12	P/C/INF	0.485	99	48	23	35	2	--3	2.1
7	Ty Madison	12	P	0	0	0	0	0	0	5-4-	1.76
8	Max Coughlin	11	P	0	0	0	0	0	0	3-0-	3.13
9	Davison Kreiling	11	P/C/OF	0.000	1	0	1	0	0	0-1-	3.09
10	Tommy Connelly	12	OF	0.231	39	9	7	5	1		
11	Michael Zimmerman	11	C/INF	0.255	47	12	3	10	1		
14	Jack Scioli	12	P/OF	0.310	58	18	18	9	0		
15	Jay Coughlin	10	P/INF	0	0	0	0	0	0	3-1-	3.39
17	George Chin	12	OF	0.250	20	5	5	5	1		
18	Ben Newton	11	P/INF	0.000	1	0	0	0	0	1-0-	3.5
19	Andy Stokes	11	P/INF	0.200	5	1	1	0	0		3.81
21	Teddy Rezac	10	P/OF	0.286	35	10	12	5	0		
22	Nick Anglim	10	OF	0.262	84	22	12	18	3		
23	Jackson Gutta	11	P/OF	0	0	0	0	0	0	0-1-	3.97
24	Jack Wimmer	12	OF	0.310	87	27	26	14	1		
25	Jaden Taylor	12	P	0.333	3	1	1	1	0	3-0-1	2.04
26	Jackson Yeager	12	P/1B	0.402	102	41	22	36	7	2-1-	5.30

2021 CHAMPIONS



Class A - Millard South



Class B - Beatrice

CLASS B

NSAA Baseball Bracket

Game 1: Werner Park • May 14 • 10:00 a.m.



#1
Norris
Titans (20-6) 44.5385
vs.



#8
Waverly
Vikings (13-13) 41.0769

Game 2: Werner Park • May 14 • 1:00 p.m.



#4
Central City/Fullerton/Centura
Kernels (20-2) 43.5909
vs.



#5
Beatrice
Orangemen (17-4) 43.3810

Game 3: Werner Park • May 14 • 4:00 p.m.



#3
Elkhorn North
Wolves (19-10) 43.6207
vs.



#6
Omaha Gross Catholic
Cougars (18-7) 42.9200

Game 4: Werner Park • May 14 • 7:00 p.m.



#2
Omaha Skutt Catholic
SkyHawks (18-6) 44.1250
vs.



#7
Elkhorn
Antlers (15-13) 41.9643

Game 5: UNO-Tal Anderson Field • May 16 • 10:00 a.m.

Loser Game 1 vs. Loser Game 2

Game 9: Millard North • May 17 • 4:00 p.m.

Loser Game 8 vs. Winner Game 5

Game 6: UNO-Tal Anderson Field • May 16 • 1:00 p.m.

Loser Game 3 vs. Loser Game 4

Game 10: Millard North • May 17 • 7:00 p.m.

Winner Game 6 vs. Loser Game 7

Game 7: UNO-Tal Anderson Field • May 16 • 4:00 p.m.

Winner Game 1 vs. Winner Game 2

Game 11: UNO-Tal Anderson Field • May 17 • 4:00 p.m.

Winner Game 7 vs. Winner Game 8

Game 8: UNO-Tal Anderson Field • May 16 • 7:00 p.m.

Winner Game 3 vs. Winner Game 4

Game 15: UNO-Tal Anderson Field • May 20

If Necessary - TBA after Game 14

CHAMPIONSHIP GAME

Game 14: UNO-Tal Anderson Field • May 20 • 4:00 p.m.

TBA vs. TBA

Game 13: Fricke Field • May 18 • 7:00 p.m.

TBA vs. TBA

Game 12: Fricke Field • May 18 • 4:00 p.m.

Winner Game 11 vs. TBA

NORRIS Titans | Red/Navy Blue/White | 20-6

Superintendent: Dr. John Schwartz
Principal: Nate Seggerman
Athletic Director: Dr. Mitchell Stine
NSAA Team Enrollment: 269
Conference: Eastern Midlands
Head Coach: Sean Bartholomew
Assistant Coaches: Scott Kohout, Dave Albers, Kolton Meyer, Mike Fountain, Will Hays, Ted Hair, Greg Martin
State Tournament Appearances: 13
Most Recent State Tournament: 2021
State Championship Years: B/2013
Runner-up: B/1967, B/1968, B/2012, B/2015, B/2017, B/2018, B/2021



Season Record 20-6

Hastings	W	12-0
Wahoo/Bishop Neumann/ Lincoln Lutheran	W	5-1
Beatrice	L	1-3
Seward	W	13-3
Crete	W	13-0
Kearney	W	8-0
Lincoln Pius X	W	7-0
Adams Central	W	16-2
Columbus	W	6-5
Blair	W	13-12
Elkhorn	W	2-1
Ralston	W	13-1
Omaha Westside	W	10-2
Lincoln Southeast	L	5-15
Platteview	W	8-2
Elkhorn	L	4-5
Bennington	W	12-4
Elkhorn South	L	10-13
Nebraska City	W	14-4
Lincoln East	L	3-4
Omaha Burke	W	17-2
Lincoln Southwest	W	14-6
Gretna	W	4-1
Bennington	L	5-6
Blair	W	6-1
Adams Central	W	5-2

No.	Name	GR	POS	BA	AB	H	R	RBI	HR	W-L	ERA
1	Colton Wahlstrom	12	P/CF	0.222	36	8	13	8	0	6-0-0	1.40
2	Barrett Stone	11	P/CF	0.000	4	0	11	0	0		
5	Kale Consbruck	12	LF	0.300	70	21	34	13	0		
6	John Hood	10	P/RF	0.000	1	0	1	0	0		
7	Camden Otto	12	P/RF	0.000	1	0	1	0	0	0-0-0	
8	Eaden Holt	12	P/SS	0.405	79	32	35	28	2	1-2-0	3.67
9	Codey Behrends	11	P/2B	0.288	52	15	15	7	0	0-0-0	
10	Beckett Lund	10	P/RF	0.000	1	0	0	0	0		
11	Jordan Monroe	9	P/C	0	0	0	0	0	0		
12	Kale Fountain	10	P/3B	0.421	76	32	38	41	11	0-1-5	3.34
13	Kaizer Papenhagen	11	P/2B	0.148	54	8	8	5	0	0-3-0	5.68
14	Brady Butler	10	P/1B	0.375	16	6	3	6	0		
15	Collier Hestermann	11	P/LF	0.316	38	12	8	2	0	3-0-1	.84
16	Logan White	9	P/2B	0.000	4	0	2	1	0	0-0-0	
18	Landon Meyer	12	P/3B	0.351	77	27	24	30	4	5-0-0	.89
19	Caden Steel	11	2B	1.000	1	1	6	0	0		
22	Logan Michel	10	C	0	0	0	0	0	0		
23	Caden Hosack	11	P/LF	0.000	3	0	1	0	0		
25	Emry Burnley	11	C	0.262	42	11	2	9	0		
28	Carson Baker	12	P/RF	0.291	79	23	18	23	1	1-0-0	10.00
32	Alex Heffelfinger	11	1B/Util	0.300	10	3	3	1	0		
34	Daiten Schmidt	12	P/1B	0.216	37	8	4	7	1	3-0-0	2.68

WAVERLY Vikings | Maroon/White | 13-13

Superintendent: Dr. Cory Worrell
Principal: Megan Myers
Athletic Director: Brad McMillan
NSAA Team Enrollment: 266
Conference: Eastern Midlands
Head Coach: Luke Tewes
Assistant Coaches: Sam Tewes, Michael Goodrich, Brody Murphy
State Tournament Appearances: 5
Most Recent State Tournament: 2019



Season Record 13-13

Lincoln Northeast	W	8-3
Elkhorn North	L	5-8
Creighton Preparatory School	L	1-12
Fremont	L	0-2
Elkhorn South	L	1-8
Elkhorn	L	2-6
Raymond Central	W	9-5
Blair	W	7-4
Beatrice	W	10-9
Bennington	L	7-14
Columbus	L	2-12
Ralston	W	12-2
Elkhorn	L	3-7
Blair	W	8-5
Mount Michael Benedictine	W	15-1
Hastings	W	8-7
Millard South	L	0-7
Elkhorn North	W	9-6
Omaha Burke	L	1-5
Crete	W	15-3
Lincoln Pius X	L	4-14
Seward	L	6-9
Concordia/Brownell Talbot/Omaha Christian Academy	L	12-15
Twin River	W	10-0
Nebraska City	W	2-0
Omaha Skutt Catholic	W	4-2

No.	Name	GR	POS	BA	AB	H	R	RBI	HR	W-L	ERA
1	Trey Jackson	11	P/INF	0.125	8	1	0	2	0	0-0-0	
2	Kaden Harris	12	P/INF	0.283	46	13	7	7	0	0-0-1	5.727
3	Landon Oelke	10	INF	0.143	28	4	2	1	0	0-0-0	
4	Drew Miller	12	P/INF	0.353	51	18	19	9	1	0-2-	3.973
5	Payton Engel	12	P/OF	0.386	57	22	10	6	0	2-1-	1.815
6	Samuel Bentjen	12	P	0	0	0	0	0	0	0-1-	4.2
7	Riley Marsh	12	Util	0.364	55	20	17	20	1	0-0-0	
8	Carson Vachal	12	P/OF	0.000	1	0	0	0	0	2-1-	3.419
9	Nash Peterson	10	P	0	0	0	0	0	0	2-1-	4.098
10	Wyatt Fanning	12	1B/DH	0.292	48	14	9	10	0		
11	Levi Powell	12	P/OF	0.269	52	14	10	6	0	1-0-0	3.585
13	Jake Bream	12	P/C	0.271	48	13	7	12	0		
14	Brennan Miller	9	P/INF	0.308	13	4	2	3	0	0-0-0	1.500
15	Ethan Von Busch	11	C	0	0	0	0	0	0		
16	Bruin Sampson	9	P/OF	0.000	2	0	0	0	0	0-1-	11.45
17	Jarrett Ballinger	11	P/OF	0.277	47	13	9	7	0		
18	Elijah Russell	10	P/INF	0.143	7	1	0	1	0		
21	James Van Cleave	11	P	0	0	0	0	0	0	1-1-	4.442
22	Garrett Rine	10	OF	0.375	8	3	2	1	0		
25	Nathan Leiningar	11	P/1B	0	0	0	0	0	0		

CENTRAL CITY/FULLERTON/CENTURA Kernels | Forest Green & Cardinal | 20-2

Superintendents: Jeff Jensen, Ryan Ruhl,
Dr. Jeff Anderson

Principals: Holee Hanke, Cory Bohling, Joshua Rathje

Athletic Directors: Justin Anderson, Laethion Brown,
Joshua Rathje

NSAA Team Enrollment:89


Conference: LouPlatte

Head Coach: Brandon Detlefsen

Assistant Coaches: Ryley Dugan, Scott Erickson,
Scott Gonsior, Jeff Jensen, Ryan Ruhl

State Tournament Appearances: 2

Most Recent State Tournament: 2021



Season Record 20-2

Raymond Central	W	13-3
Thurston-Cuming County	W	13-5
Omaha South	W	9-1
GACC-SS-WPB	W	3-0
Hastings	W	3-0
Adams Central	W	6-3
Wayne	W	13-3
St. Paul / Palmer	W	14-2
Twin River	W	13-1
Fairbury	W	18-1
Maxwell-St. Pat's	W	13-1
Crete	W	13-8
Malcolm	W	8-7
Douglas County West	W	9-2
St. Paul / Palmer	W	12-2
Platte Valley	L	2-3
Seward	W	15-3
Malcolm	W	7-6
Lincoln Christian	W	9-5
Adams Central	W	8-7
Omaha North	W	18-6
Hastings	L	3-4

No.	Name	GR	POS	BA	AB	H	R	RBI	HR	W-L	ERA
2	Carter Noakes	11	P/SS	0.375	72	27	37	10	1	6-0	2.653
4	Grant Pickrel	12	P/OF	0.292	48	14	12	9	0	3-0-1	3.600
5	Bosten Caspersen	11	P/3B/OF	0.459	74	34	28	36	2	1-2-4	1.105
6	Dyllan Belleci	12	SS/OF	0.250	4	1	7	2	0		
7	Justice Peterson	11	P/2B/OF	0.250	28	7	8	5	0		
8	Bryce Gorecki	12	P/C	0.456	68	31	15	30	3		4.667
9	Blake Jensen	10	P/1B	0.365	63	23	32	18	0		
10	Nolan Hurt	11	P/C/OF	0.176	17	3	6	1	0		
12	Colter Lueders	9	P/C	0.000	1	0	0	0	0		
13	Barrett Fries	9	P/OF	0	0	0	0	0	0		
14	Jakob Ruhl	9	P/2B	0.322	59	19	16	12	0		5.727
15	Blaine Buller	12	P/OF	0.182	11	2	6	1	0		5.250
17	Kellen Fries	11	P/CF	0.244	45	11	13	10	0		2.100
18	Ashton Gragg	11	P/LF	0.172	29	5	6	5	0	4-0	3.750
23	Kale Jensen	12	P/INF	0.433	67	29	33	26	4	6-0-1	2.495
25	Bryce Sutton	12	P/C	0.300	10	3	3	3	0		

BEATRICE Orangemen | Orange/Black | 17-4

Superintendent: Jason Alexander

Principal: Jason Sutter

Athletic Director: Gus Brown

NSAA Team Enrollment:269

Conference: River Cities

Head Coach: Chris Belding

Assistant Coaches: Doug Tegtmeier,
Brendan Blackburn, Joe Blackburn

State Tournament Appearances: 5

Most Recent State Tournament: 2021

State Championship Years: B/2021



Season Record 17-4

Auburn	W	9-0
Wahoo/Bishop Neumann/Lincoln Lutheran	W	17-6
Norris	W	3-1
Hastings	W	3-2
Seward	W	10-5
Fairbury	W	24-1
Elkhorn North	L	1-2
Waverly	L	9-10
Crete	W	13-0
Falls City	W	7-0
Platte Valley	W	4-1
Nebraska City	W	13-7
Wahoo/Bishop Neumann/Lincoln Lutheran	W	7-2
Malcolm	L	2-4
Wahoo/Bishop Neumann/Lincoln Lutheran	W	9-4
Platteview	L	3-5
Bellevue West	W	1-0
Nebraska City	W	4-3
Omaha South	W	4-3
GACC-SS-WPB	W	10-0
Platte Valley	W	6-1

No.	Name	GR	POS	BA	AB	H	R	RBI	HR	W-L	ERA
2	Connor Hamilton	12	C	0.313	16	5	1	5	0		
3	Dylan Roeder	12	Util	0.207	29	6	8	5	0		
4	Cayden Eggert	12	3B	0.077	13	1	2	2	0		
5	Adam DeBoer	12	P/SS	0.310	58	18	16	18	2	1-1	4.667
6	Max Reis	12	OF	0.220	59	13	8	5	0	1-0	2.33
7	Austin Burroughs	12	3B	0.317	63	20	15	15	1		3.652
9	Jaxson Blackburn	11	2B/SS	0.377	61	23	25	6	0		
10	Shelton Crawford	11	2B	0.357	14	5	10	2	0		
12	Deegan Nelson	11	P/OF	0.316	57	18	14	11	0	2-1-2	.60
14	MaKai Mayfield	12	P	0	0	0	0	0	0	1-2-	1.527
16	Kale Koch	9	P/OF	1.000	1	1	1	2	0		
18	Aidan Russell	12	P/OF	0.111	18	2	3	2	0		1.75
20	Luke Feist	11	OF	0.143	7	1	3	0	0		
21	Parker Tegtmeier	12	P	0	0	0	0	0	0	4-0-	1.948
23	Colton Belding	11	1B/3B	0.158	19	3	2	0	0		
23	Trevin Lang	10	P/2B	0	0	0	0	0	0		
24	Tucker Timmerman	11	P/OF	0.542	59	32	21	25	5	5-0-1	.194
27	Lucas Hamilton	10	2B/SS	0.192	26	5	7	6	1		
28	Treyten Henning	10	C	0.324	37	12	1	10	0		
31	Joshua Buhr	11	OF	0.000	1	0	0	0	0		
33	Caleb Jobman	12	1B	0.357	14	5	3	3	1		
36	Mason Leonard	11	P/1B	Infinity	0	2	0	0	0		

ELKHORN NORTH Wolves | Black/Grey/Blue | 19-10

Superintendent: Bary Habrock

Principal: Dan Radicia

Athletic Director: Luke Ford

NSAA Team Enrollment: 338

Conference: Eastern Midlands Conference

Head Coach: Anthony Dunn

Assistant Coaches: Kendall Martin, Brett Hanson,
Brandon Stennis, Brad Martin, Mike Gilbert, Jared Betz,
Mason Rogers, Nolan Emerson

State Tournament Appearances: 1



Season Record 19-10

Creighton Preparatory School	L	1-9
Waverly	W	8-5
Elkhorn	W	6-3
Omaha Gross Catholic	L	3-6
Omaha Skutt Catholic	L	2-4
Omaha Roncalli Catholic	W	15-5
Beatrice	W	2-1
Lincoln Southeast	L	10-20
Grand Island	W	9-6
Platte Valley	W	6-0
Lincoln Christian	W	8-1
Wahoo/Bishop Neumann/Lincoln Lutheran	W	14-9
Adams Central	L	3-6
Mount Michael Benedictine	W	6-1
Blair	W	10-0
Bennington	W	13-5
Elkhorn	W	3-1
Concordia/Brownell Talbot/Omaha Christian Academy	W	10-8
Bennington	L	2-3
Millard North	W	4-3
Bellevue West	L	0-4
Lincoln Southwest	L	3-5
Waverly	L	6-9
Lincoln North Star	W	5-0
Millard South	L	10-13
Blair	W	8-3
Kearney	W	11-9
Concordia/Brownell Talbot/Omaha Christian Academy	W	8-1
Malcolm	W	10-0

No.	Name	GR	POS	BA	AB	H	R	RBI	HR	W-L	ERA
1	Nathan Cunningham	12	SS	0.323	65	21	10	8	0		
2	Treyton Wells	12	P/C	0.310	84	26	4	16	0	0-0-0	7.00
3	Ethan Edwards	12	P/OF	0.350	20	7	12	2	0	0-2-0	10.14
4	Ryan Harrahill	11	P/1B	0.267	45	12	9	10	0	6-1-1	0.947
10	Jackson Laughlin	11	P/C/INF	0	0	0	0	0	0		
10	Khalis Edwards	12	OF	0.115	26	3	5	3	0		
11	Colin Nowaczyk	10	P/1B/OF	0.389	54	21	10	12	0	6-1-1	1.500
12	Luke Tillman	12	INF/OF	0.378	82	31	24	20	1		
13	Mitchell Baker	12	C	0.000	9	0	0	3	0		
14	Carson Ripley	11	P/3B	0.270	63	17	15	7	1	2-1-1	5.809
15	Jett Grossart	10	P/INF	0.333	48	16	6	12	0		
16	Brandon Cervania	12	P/1B	0.190	21	4	1	2	0	0-0-1	2.917
17	Tyson Fancher	10	P/C/Util	0.222	18	4	3	3	0		
18	Isaiah Miller	11	P/INF	0.265	34	9	10	8	0	0-1-1	3.500
19	Kyler Hanson	11	P	0.400	5	2	5	0	0	1-0-	3.000
20	Drew Harper	11	P/OF	0.200	5	1	7	0	0	1-0-	5.20
21	Sam Huff	9	P	0.000	2	0	0	0	0	1-0-	1.750
21	Rowan Leahy	12	P	0.000	1	0	1	0	0	1-2-3	7.438
22	Easton Mains	12	OF	0.444	90	40	32	29	3	0-0-	
23	Xavier Cavanaugh	11	2B	0.175	40	7	7	12	0		
24	Bodie Sellmeyer	10	P/Util	0	0	0	0	0	0		
24	Christopher Thiessen	10	OF	0.407	86	35	25	9	0		

OMAHA GROSS CATHOLIC Cougars | Burnt Orange/Royal Blue | 18-7

Superintendent: Dr. Thomas Curry

Principal: Paulette Neuhalfen

Athletic Director: Mike Dempsey

NSAA Team Enrollment: 217

Conference: River Cities

Head Coach: Jim Hempel

Assistant Coaches: Kevin Handzlik, Ben Peters,
Jay Hrdlicka

State Tournament Appearances: 19

Most Recent State Tournament: 2015

State Championship Years: B/1971, B/1972, B/1973,
B/1974, B/2009, B/2010



Season Record 18-7

Ralston	W	11-5
Omaha South	W	14-1
Elkhorn North	W	6-3
Omaha Central	W	11-6
South Sioux City	W	15-1
Lincoln Pius X	W	11-1
Mount Michael Benedictine	L	1-6
Omaha Roncalli Catholic	W	12-5
Douglas County West	W	12-3
Bennington	L	8-9
Omaha Bryan	W	30-1
Gretna	L	0-11
Concordia/Brownell Talbot/Omaha Christian Academy	L	1-2
Blair	W	7-5
Lincoln Christian	W	2-0
Plattsmouth	W	10-1
Omaha North	W	13-8
Omaha Skutt Catholic	L	5-6
Omaha Benson	W	7-0
Elkhorn	L	2-6
Mount Michael Benedictine	W	10-0
Omaha Skutt Catholic	L	2-4
Arlington	W	14-1
Mount Michael Benedictine	W	3-0
Omaha Roncalli Catholic	W	2-1

No.	Name	GR	POS	BA	AB	H	R	RBI	HR	W-L	ERA
1	Riley Pearson	12	P/INF	0.125	16	2	7	1	0	2-1-2	3.68
2	Connor Capece	11	P/C/INF	0.538	78	42	23	38	2	2-1-1	0.34
3	John Cervantes III	12	P/INF/OF	0.400	5	2	6	0	0		
4	Jack Theiler	12	P/INF	.000	0	0	0	0	0	0-1-0	4.20
5	Alex Kosse	11	P/INF/OF	0.338	74	25	15	28	2	1-1-0	2.06
7	Owen Brennan	11	C/OF	0.333	6	2	3	1	0		
8	Nick Boring	12	P/OF	0.441	93	41	29	26	2	1-1-0	7.88
9	Brayden Herring	11	OF	0.250	4	1	2	1	0		
10	Kyle Capece	12	P/INF/OF	0.255	51	13	14	12	0	7-1-0	2.56
11	Robbie Pechar	12	OF	0.136	22	3	9	5	0	0-0-0	
14	Ryan McElmeel	12	P/INF	0.294	51	15	14	13	0	1-1-0	3.39
17	Luke Bies	12	P/INF/OF	0.386	88	34	34	13	0		
20	Ethan Gillespie	11	P/OF	1.000	2	2	1	1	0	2-0-0	1.69
21	Cole Brown	12	P/INF	0.306	72	22	11	10	1		
22	Gabe Hardisty	11	C/INF	0.250	4	1	2	2	0		
23	Lucas Gewinner	12	OF	0.240	25	6	9	2	0		
24	Joe Rempe	11	P/INF	0.231	65	15	13	8	0	2-0-0	2.38
25	Bryson Sargent	9	P/OF	.000	0	0	0	0	0		
31	Casey Braun	11	P/INF	0.500	6	3	1	4	0	0-0-0	
42	Nate Pechar	10	OF	.000	0	0	0	0	0		
44	Carson Almgren	11	P/INF	0.250	4	1	3	3	0	0-0-0	
45	Joe Meier	12	P/INF	0.404	57	23	13	15	1		

OMAHA SKUTT CATHOLIC SkyHawks | Kelly Green/Black/Silver | 18-6

Superintendent: Jeremy Moore

Principal: Rob Meyers

Athletic Director: Donn Kasner

NSAA Team Enrollment: 289

Conference: River Cities

Head Coach: Tim Lackovic

Assistant Coaches: Loren Gress, Dustin Rothe, Brian Chladek, Dan Nowak, Tim Schaareman, Cal Koch, Mark Ramsey

State Tournament Appearances: 15

Most Recent State Tournament: 2021

State Championship Years: B/2017

Runner-up: B/2008, B/2010, B/2014, B/2016



Season Record 18-6

Elkhorn	W	15-4
Elkhorn South	L	2-12
Gretna	W	9-2
Blair	W	4-1
Elkhorn South	L	2-9
Hastings	W	3-1
Elkhorn North	W	4-2
Millard West	W	2-1
Seward	W	3-2
Nebraska City	W	19-0
Omaha Roncalli Catholic	W	6-1
Fremont	L	9-11
Bellevue West	L	2-3
Concordia/Brownell Talbot/Omaha Christian Academy	W	14-4
Mount Michael Benedictine	W	13-3
Omaha Central	W	10-0
Lincoln Northeast	W	4-3
Omaha Gross Catholic	W	6-5
Ralston	W	11-1
Omaha Roncalli Catholic	W	8-1
Omaha Gross Catholic	W	4-2
Papillion-LaVista South	L	3-4
Plattsmouth	W	13-0
Waverly	L	2-4

No.	Name	GR	POS	BA	AB	H	R	RBI	HR	W-L	ERA
1	Gavin Brummund	12	C/OF	0.288	52	15	18	10	1	4-2-0	1.846
2	Zac Zimmerman	12	P/INF	0.370	54	20	19	16	0	0-0-0	1.465
3	Will Zimmerman	12	P	0	0	0	0	0	0	0-0-0	
4	Dylan Brisbois	12	C	0.323	62	20	9	25	1		
5	Quinn DeNourie	12	P/INF	0.257	35	9	8	9	0	5-1-0	2.392
6	Joe Connolly	11	INF	0.405	79	32	25	17	1		
7	Lachlan Wilmers	11	OF	0.182	11	2	5	2	0		
8	Owen Bergman	12	P/INF	0.313	16	5	2	7	0	2-2-0	3.341
9	Jack Grewe	11	OF	0.100	20	2	5	1	0		
10	Cade Christensen	11	P/INF	0.344	32	11	8	5	0	2-1-0	2.754
11	Maccoy Holtam	11	INF	0.431	51	22	23	16	1		
12	Brady Stodola	11	C	0.000	2	0	0	0	0		
13	Drew Haferkamp	12	P/INF	0.222	27	6	5	3	0	2-0-0	1.544
14	Zach Zmudzinski	12	P/OF	0.191	47	9	11	9	0	0-0-0	
15	Brady Rempel	11	C/INF	0.318	44	14	14	8	0		
17	James Sengstock	11	OF	0.167	12	2	3	2	0		
18	Blake Johnson	11	P/OF	0	0	0	0	0	0	0-0-0	8.4
19	Rhett Werner	11	P/INF	0.200	5	1	0	1	0	0-0-0	
20	Turner Bryan	11	P	0	0	0	0	0	0	0-0-0	21
22	Mason Kass	12	OF	0.279	61	17	13	12	0		
23	Ben Teal	11	P	0	0	0	0	0	0	3-0-2	.977

ELKHORN Antlers | Red/White | 15-13

Superintendent: Dr. Bary Habrock

Principal: Mark Schroeder

Athletic Director: Sara Fjell

NSAA Team Enrollment: 278

Conference: Eastern Midlands

Head Coach: Kyle McCright

Assistant Coaches: Tadd Johansen, Matt Marietta, Bill Olson, Brian Richter, Grant Hall, Jon Firmature, Hayden Renter

State Tournament Appearances: 15

Most Recent State Tournament: 2021

State Championship Years: A/2007, B/2008, B/2016


Runner-up: A/2011



Season Record 15-13

Omaha Skutt Catholic	L	4-15
Platte Valley	L	8-11
Blair	L	6-17
Elkhorn North	L	3-6
Lincoln Pius X	L	3-6
Waverly	W	6-2
Lincoln Northeast	L	12-13
Wahoo/Bishop Neumann/Lincoln Lutheran	W	9-0
Bennington	W	9-2
Norris	L	1-2
Lincoln Southeast	L	9-14
Millard West	L	1-11
Omaha Westside	W	6-5
Papillion-LaVista	L	5-6
Waverly	W	7-3
Norris	W	5-4
Elkhorn North	L	1-3
Columbus	W	8-6
Mount Michael Benedictine	W	9-5
Concordia/Brownell Talbot/Omaha Christian Academy	W	5-0
Hastings	W	5-2
Papillion-LaVista	W	15-7
Omaha Gross Catholic	W	6-2
Gretna	L	0-10
Papillion-LaVista	L	1-4
Thurston-Cuming County	W	12-3
Platteview	W	9-8
Hastings	W	6-1

No.	Name	GR	POS	BA	AB	H	R	RBI	HR	W-L	ERA
1	Ryan Cramer	12	P	00	0	0	0	0	0	0-0-0	15.75
2	Connor Hunt	11	P/OF	0.294	85	25	25	13	0	1-0-1	
3	Cooper Fedde	11	C/OF	0.309	81	25	18	20	2		
4	Gil Schroeder	10	P/2B/SS	0.167	48	8	10	11	1	2-3-0	7.52
5	Andrew Salvatore	10	2B/OF	0.091	11	1	5	1	0		
6	Aiden Sufficool	11	P/2B/3B	0.000	1	0	1	0	0		
7	Chase Smith	12	P/OF	0.379	66	25	14	17	2	4-2-1	4.34
8	Ben Ayala	12	P/2B/3B/OF	0.373	83	31	21	12	0	4-2-2	1.96
9	Ben Reynolds	11	C/1B	0.234	77	18	9	17	2		
10	Blake Knott	12	P/SS/3B	0.268	82	22	19	10	1	0-2-0	10.5
11	Blake Stanley	12	P/1B/3B	0.329	85	28	17	14	1	2-1-0	4.96
12	K.J. Schenck	11	P/OF	0.250	44	11	12	7	0	0-1-0	6.56
13	Jakob Richter	10	P/1B	1.000	1	1	1	0	0	0-0-0	2.00
14	Paxton Stracke	9	C	0	0	0	0	0	0		
15	Jaxson Carle	12	C/3B	0.244	41	10	3	12	0		
16	Collin Hinkle	10	P/1B	0.000	1	0	0	0	0	2-2-	2.73
17	Ryan Ellison	10	P/3B	0	0	0	0	0	0		
18	Dalton Witt	11	P/OF	0.400	10	4	4	1	0	0-0-0	9.62
19	Gavin Goldal	9	P/2B/SS	0.000	3	0	0	1	0	0-0-0	
21	Braden Kobiela	9	P/SS/3B	0	0	0	0	0	0		
22	Elliot Beister	9	2B/OF	0	0	0	5	0	0		
23	Cooper Schenck	11	P	0	0	0	0	0	0		



WED MAY 18

TAKE MEOWT TO THE BALLGAME

PRES. BY COMPLETELY CAT CLINIC

THU MAY 19



ALL ABILITIES

FRI MAY 20

STEM
Meta NIGHT olsson
HY-VEE FIREWORKS

SAT MAY 21



REPLICA JERSEY GIVEAWAY
atlas MedStaff

SUN MAY 22

FAMILY FUNDAY
Nebraska Medicine

Bark IN THE Park
KIDS RUN THE BASES

CANNED FOOD SUNDAY
HyVee



TICKET PACKAGES

BLUE BOOK

Includes 40 undated vouchers that can be used for any home game, in addition to ten parking passes. Upgrades are available, but no exchanges may be made once a voucher is used to purchase a game ticket.

Club Seat: \$740.00
Dugout Box: \$570.00

Use your tickets however you like! Use 1 ticket for 40 games, all 40 at once, or anything in between!

GOLD PACK

Includes 9 undated vouchers that can be used for any home game of your choice. Purchase in increments of 9 games (i.e. 9, 18, 27).

Club Seat: \$166.55
Dugout Box: \$130.50
Baseline Box: \$99.00

Only one voucher may be used per game, per each Gold Pack purchased.

For more information or to purchase your ticket package, visit omahastormchasers.com or contact the Werner Park Ticket Office at 402-738-5100.

**Special
Olympics**
Nebraska



Special Olympics
**Unified Champion
Schools**

LET'S NOT WAIT FOR HALFTIME TO MAKE A CHANGE.

People with intellectual disabilities are excluded and discriminated against every day. It's time we team up and take the field to change this. Together, as one, intolerance and injustice don't stand a chance.

Join the team at playunified.org



NSAA Baseball All-Time Records

INDIVIDUAL CATEGORIES

HITTING RECORDS:

Batting Average, Career: .513, Dylan Phillips, Creighton Prep, 2015-18

Class A: .513, Dylan Phillips, Creighton Prep, 2015-18
Class B: .449, Michael Helman, Lincoln Pius X, 2012-15

Batting Average, Season: .621, Jason Shockey, Ralston, 1999

Class A: .621, Jason Shockey, Ralston, 1999
Class A: .615, Sean Munger, Omaha Northwest, 1997;
Class A: .613, Rob DeBoer, Omaha Burke, 1990
Class B: .556, Kamen Mahoney, Omaha Concordia, 2016

Hits, Career: 163, Drew Smith, Elkhorn (2013-16)

Class A: 158, Jake Dugger, Millard West, 2000-03
Class B: 163, Drew Smith, Elkhorn (2013-16)

Hits, Season: 59, Nick Leaders, Millard West, 2002; Brett Bass, Millard West, 2009; Tyler Lane, Papio South, 2011

Class A: 59, Nick Leaders, Millard West, 2002; Brett Bass, Millard West, 2009; Tyler Lane, Papio South, 2011
Class B: 58, Drew Smith, Elkhorn, 2016

Hits, Game: 5, Wyatt Divis, Lincoln Northeast, 2016; Dakota Thomas, Lincoln Northeast, 2021

Class A: 5, Wyatt Divis, Lincoln Northeast vs. Seward, 2016; Dakota Thomas, Lincoln Northeast vs. Papillion-La Vista South, 2021
Class B: 4, Joe Roecker, Elkhorn vs. Nebraska City, 2016; Drew Smith, Norris vs. Lincoln Northeast, 2016; Trey Frahm, Norris vs. Bellevue West, 2018

Home Runs, Career: 24, Cole Stobbe, Millard West, 2013-16

Class A: 24, Cole Stobbe, Millard West, 2013-16
Class B: 23, Jakson Reetz, Norris, 2011-14

Home Runs, Season: 17, Aaron Beil, Omaha Bryan, 2009

Class A: 17, Aaron Beil, Omaha Bryan, 2009
Class B: 9, Thomas Hall, Nebraska City, 2002; Trever Kriefel, Nebraska City, 2013

Home Runs, Game: 3, Brent Harris, Omaha North vs. Omaha Creighton Prep, 1976; Ron Siwa, Omaha Roncalli vs. Gross, 1982; Mike Stick, Omaha Burke vs. Omaha North, 1989; Tommy Mickells, Omaha Gross vs. Valley, 2003; Maison Burnley, Norris vs. Nebraska City, 2016; Spencer Lear, Millard West vs. Lincoln NE, 2016; Hayden Lewis, Platte Valley, 2021; Adam DeBoer, Beatrice, 2021

Class A: 3, Brent Harris, Omaha North vs. Omaha Creighton Prep, 1976 (@ Districts); Ron Siwa, Omaha Roncalli vs. Gross, 1982; Mike Stick, Omaha Burke vs. Omaha North, 1989; Tommy Mickells, Omaha Gross vs. Valley, 2003; Spencer Lear, Millard West vs. Lincoln Northeast, 2016 (@ State)

Class B: 3, Maison Burnley, Norris vs. Nebraska City, 2016; Hayden Lewis, Platte Valley, 2021; Adam DeBoer, Beatrice, 2021

Triples, Career: 25, Jake Dugger, Millard West, 2000-03

Class A: 25, Jake Dugger, Millard West, 2000-03
Class B: 17, Austin Schultz, Norris, 2015-18

Triples, Season: 12, Jake Dugger, Millard West, 2003

Class A: 12, Jake Dugger, Millard West, 2003
Class B: 10, Austin Schultz, Norris, 2015-18

Triples, Game: 3, Morris “Mojo” Hagge, Omaha Skutt vs. Gretna, 2016

Class A:
Class B: Morris “Mojo” Hagge, Omaha Skutt vs. Gretna, 2016 (@ State)

Doubles, Career: 42, Cole Stobbe, Millard West, 2013-16

Class A: 42, Cole Stobbe, Millard West, 2013-16
Class B: 38, Drew Smith, Elkhorn, 2013-16

Doubles, Season: 19, Kurt Farmer, Columbus, 2009; 19, Joe Osborn, Norris, 2019

Class A: 19, Kurt Farmer, Columbus, 2009
Class B: 19, Joe Osborn, Norris, 2019

Doubles, Game:

Class A:
Class B:

RBIs, Career: 136, Jakson Reetz, Norris, 2011-14

Class A: 129, Daniel Bruce, Millard West, 1999-2001
Class B: 136, Jakson Reetz, Norris, 2011-14

RBIs, Season: 57, Ryan Wehrle, Papillion-La Vista, 2002

Class A: 57, Ryan Wehrle, Papillion-La Vista, 2002
Class B: 49, Cade Argo, Norris, 2018

RBIs, Game: 10, Tommy Mickells, Omaha Gross vs. Valley, 2003 (Grand Slam, two 3-run HRs)

Class A: 10, Tommy Mickells, Omaha Gross vs. Valley, 2003
Class B: 9, Adam DeBoer, Beatrice, 2021

Runs, Career: 166, Jake Dugger, Millard West, 2000-03

Class A: 166, Jake Dugger, Millard West, 2000-03
Class B: 134, Jakson Reetz, Norris, 2011-14; Austin Schultz, Norris, 2015-18

Runs, Season: 57, Brandon Bass, Millard West, 2009; Kale Consbruck, Norris, 2021

Class A: 57, Brandon Bass, Millard West, 2009
Class B: 57, Kale Consbruck, Norris, 2021

Stolen Bases, Career: 80, Austin Schultz, Norris, 2015-18

Class A: 60, Billy Ryan, Lincoln Pius X, 1988-91; Brett Bass, Millard West, 2008-10

NSAA Baseball All-Time Records

Class B: 80, Austin Schultz, Norris, 2015-18

Stolen Bases, Season: 44, Kale Consbruck, Norris, 2021

Class A: 38, Tyler Lane, Papio South, 2011

Class B: 44, Kale Consbruck, Norris, 2021

PITCHING RECORDS:

Wins, Career: 27 Gregg Olson, Omaha Northwest, 1982-85; Logan Ehlers, Nebraska City, 2007-10

Class A: 27 Gregg Olson, Omaha Northwest, 1982-85 (no losses)

Class B: 27, Logan Ehlers, Nebraska City, 2007-10

Wins, Season: 13-0, Leland Schlake, Adams, 1953 (Class C)

Class A: 11, Gregg Olson, Omaha Northwest, 1985; Nick Leaders, Millard West, 2002

Class B: 11, Kale Jensen, Central City/Fullerton/Centura, 2021

Consecutive Wins: 27-0, Gregg Olson, Omaha Northwest, 1982-85

Class A: 27, Gregg Olson, Omaha Northwest, 1982-85

Class B: 12, Kale Jensen, Central City/Fullerton/Centura, 2019-21

Strikeouts, Career: 525, Logan Ehlers, Nebraska City, 2007-10

Class A: 298, Kyle Bakker, Millard West, 1997-2000

Class B: 525, Logan Ehlers, Nebraska City, 2007-10

Strikeouts, Season: 186 (78 inn.), Logan Ehlers, Nebraska City, 2010

Class A: 130 (64 inn.), Gregg Olson, Omaha Northwest, 1985

Class B: 186 (78 inn.), Logan Ehlers, Nebraska City, 2010

Strikeouts, 9-Inning Game: 27, Lad Nemecek, Omaha South vs. Omaha Central, 1960

Strikeouts, 7-Inning Game: 21, Logan Ehlers, Nebraska City vs. Crete, 2009

Class A: 19, Scott Trueman, Bellevue East vs. Omaha North, 1987; Jeff VanEvery, Omaha Benson, 1993

Class B: 21, Logan Ehlers, Nebraska City vs. Crete, 2009 (4-0, faced 22 batters in no-hitter; one out on line drive)

Shutouts, Season: 5, Leland Schlake, Adams, 1953 (Class C); Jim Jacobsen, Omaha Creighton Prep, 1969

Class A: 5, Jim Jacobsen, Omaha Creighton Prep, 1969

Class B:

Consecutive Shutout Games: 4, Jim Jacobsen, Omaha Creighton Prep, 1969

Class A: 4, Jim Jacobsen, Omaha Creighton Prep, 1969

Class B:

Consecutive Shutout Innings: 39, Jim Jacobsen, Omaha Creighton Prep, 1969

Class A: 39, Jim Jacobsen, Omaha Creighton Prep, 1969

Class B:

Saves, Career: 12, Jakson Reetz, Norris, 2011-14

Class A: 8, Phil Ehly, Millard West, 2013-15

Class B: 12, Jakson Reetz, Norris, 2011-14

Saves, Season: 6, Travis Kerkman, Lincoln Pius X, 2000; Jon Reed, Millard West, 2005; Andrew Ericson, Omaha Burke, 2015; Brandon Schreiner, Elkhorn, 2012; Jay Adams, Waverly, 2018; Nolan Brown, Waverly, 2019; Connor Creech, Hastings, 2019

Class A: 6, Travis Kerkman, Lincoln Pius X, 2000; Jon Reed, Millard West, 2005; Andrew Ericson, Omaha Burke, 2015

Class B: 6, Brandon Schreiner, Elkhorn, 2012; Jay Adams, Waverly, 2018; Nolan Brown, Waverly, 2019; Connor Creech, Hastings, 2019

ERA, Career: 0.54, Logan Ehlers, Nebraska City, 2007-10

Class A: 0.76, Gregg Olson, Omaha Northwest, 1982-85

Class B: 0.54, Logan Ehlers, Nebraska City, 2007-10

ERA, Season: 0.00, Jim Jacobsen, Omaha Creighton Prep, 1969; Jakson Reetz, Norris, 2013

Class A: 0.00, Jim Jacobsen, Omaha Creighton Prep, 1969

Class B: 0.00, Jakson Reetz, Norris, 2013

Class B: 0.20, Logan Ehlers, Nebraska City, 2009

Complete Games, Career: 28, Logan Ehlers, Nebraska City, 2007-10

Class A:

Class B: 28, Logan Ehlers, Nebraska City, 2007-10

Perfect Game, 7 Innings:

Class A:

Class B: Logan Ehlers, Nebraska City vs. Lincoln Pius X (1-0), 2009; Chase Smith, Elkhorn vs. Elkhorn North (5-0) 2021

Perfect Game, 5 Innings:

Class A: Roger Bottorff, Lincoln High vs. Curtis (16-0); Brandon Dahl, Millard North vs. Omaha Benson; Paul Hansen, Columbus vs. Omaha Roncalli (10-0), 2007

Class B: Bryson Schultz, Norris vs. Adams Central, 2021

No-Hitters, Career: 5, Gregg Olson, Omaha Northwest, 1982-85; Logan Ehlers, Nebraska City 2007-10

Class A: 5, Gregg Olson, Omaha Northwest, 1982-85

Class B: 5, Logan Ehlers, Nebraska City 2007-10

No-Hitters, Season: 5, Logan Ehlers, Nebraska City, 2009

Class A:

Class B: 5, Logan Ehlers, Nebraska City, 2009

Longest No-Hitter: 9 innings, Jim Jacobson, Omaha Creighton Prep vs. Omaha Burke, 1969

NSAA Baseball All-Time Records

State Championship Game No-Hitters: Gregg Olson, Omaha Northwest vs. Millard South, 1985 (18 Strikeouts);

Matt Waldron,
Omaha Westside vs. Millard South, 2015 (12 Strikeouts)

TEAM RECORDS

Longest Winning Streak: 53, Omaha Northwest, 1982-85

Most Wins in a Season: 35, Millard North, 2005; Omaha Westside, 2014

Class A: 35, Millard North, 2005; Omaha Westside, 2014
Class B: 28, Elkhorn, 2016

Most Runs, Season: 367, Millard West, 2010

Class A: 367 (36 games), Millard West, 2010
Class B: 307, (35 games), Norris, 2021

Most Runs, Game: 35, Papillion-La Vista vs. Omaha Benson, 2018

Class A: 35, Papillion-La Vista vs. Omaha Benson, 2018
Class B: 31, Hastings vs. Twin River, 2021

Most Runs, Losing Team, Game: 18, Lincoln Southeast vs. Omaha Roncalli, 2003; 18, Lincoln East vs. Lincoln Pius X (8 inn.), 2011 18, Central City/Fullerton/Centura vs. Platte Valley, 2021

Most Runs Combined, Game: 39, Lincoln Pius X 21, Lincoln East 18 (8 inn.), 2011

Platte Valley 21, Central City/Fullerton/Centura 18,
2021

Most Runs, Inning: 17, Columbus, 1999

Class A: 17, Columbus, 1999
Class B: 15, Elkhorn vs. Bellevue West, 2018

Average Runs/Game, Season: 10.1, Millard West, 2010

Class A: 10.1, Millard West, 2010
Class B: 9.2, Norris, 2018; Central City/Fullerton/Centura,
2021

Batting Average, Season: .388, Millard North, 2005

Class A: .388, Millard North, 2005
Class B: .362, Norris, 2018

Most Hits, Season: 404, Millard West, 2001

Class A: 404, Millard West, 2001
Class B: 336, Elkhorn, 2016

Most Hits, Game: 27, Omaha Gross vs. Valley, 2003

Class A: 27, Omaha Gross vs. Valley, 2003
Class B: 19, Elkhorn vs. Bellevue West, 2018; Hastings vs. Twin
River, 2021

Most Doubles, Season: 87, Millard West, 2001

Class A: 87, Millard West, 2001
Class B: 66, Elkhorn, 2016

Most Doubles, Game: 5, Lincoln Southwest, 2003 & 2006; Elkhorn, 2021

Class A: 5, Lincoln Southwest, 2003 & 2006
Class B: 5, Elkhorn vs. Blair, 2021

Most Triples, Season: 38, Millard West, 2008

Class A: 38, Millard West, 2008
Class B: 17, Elkhorn, 2018

Most Triples, Game: 5, Lincoln Southwest, 2009

Class A: 5, Lincoln Southwest, 2009
Class B: 3, Crete, 2009

Most Home Runs, Season: 38, Omaha Burke, 2001

Class A: 38, Omaha Burke, 2001
Class B: 28, Norris, 2018

Most Home Runs, Game: 6, Lincoln Southwest, 2009

Class A: 6, Lincoln Southwest, 2009
Class B: 4, Central City/Fullerton/Centura, 2021

Most Stolen Bases, Season: 137, Norris, 2021

Class A: 136, Millard North, 2005
Class B: 137, Norris, 2021

Most Stolen Bases, Game: 13, Thurston-Cuming County, 2017

Class A: 8, Lincoln Southwest, 2005
Class B: 13, Thurston-Cuming County vs. Norfolk, 2017

Shutouts Pitched, Season: 11, Omaha Westside, 2014

Class A: 11, Omaha Westside, 2014
Class B: 8, Nebraska City, 2009

Consecutive Shutout Innings: 30, Lincoln Northeast, 2017

Class A: 30, Lincoln Northeast, 2017
Class B: 28, Norris, 2022

Lowest ERA, Season: 1.20, Wahoo/Bishop Neumann/Lincoln Lutheran, 2018

Class A: 1.89, Millard West, 2006
Class B: 1.20, Wahoo/Bishop Neumann/Lincoln Lutheran, 2018

No-Hitters, Season: 5, Nebraska City, 2009

Class A: 3, Millard West, 2000 & 2010
Class B: 5, Nebraska City, 2009

Class B Baseball was not conducted from 1982 – 2007.

NSAA Baseball Past Champions

CLASS A

Double-Elimination Championship Final(s)

Year-Winner, Runner-Up

- 2021 – Millard South (35-5) 3, Millard West (28-13) 1
2020 – *No State Championship Held – COVID-19*
2019 – Millard West (28-5) 2, Millard South (23-10) 1 (11 in.)
2018 – Creighton Preparatory School (26-5) 7, Millard South (29-6) 2
2017 – Creighton Preparatory School (23-12) 12, Omaha Westside (23-15) 5
2016 – Creighton Preparatory School (28-4) 13, Millard West (28-6), 8
2015 – Omaha Westside (33-6) 1, Millard South (29-9) 0
2014 – Omaha Westside (35-3) 7, Creighton Preparatory School (26-9) 3
2013 – Omaha Westside (24-6) 8, Millard South (17-8) 0
2012 – Creighton Preparatory School 14, Lincoln Northeast 4 (6 in.)
Creighton Preparatory School (34-4) 12, Lincoln Northeast (24-12) 2 (6 in.)
2011 – Papillion-La Vista South (31-6) 3, Millard West (28-9) 0
2010 – Papillion-La Vista South (28-6) 3, Creighton Preparatory School (24-12) 1
2009 – Omaha Westside (34-4) 6, Creighton Preparatory School (26-6) 5 (8 in.)
2008 – Millard West 10, Grand Island 3
Grand Island (20-14) 7, Millard West (31-8) 6
2007 – Elkhorn (27-5) 2, Millard West (29-9) 1
2006 – Omaha Westside (21-6) 8, Millard North (23-8) 0
2005 – Millard North (35-0) 10, Omaha Westside (27-10) 6
2004 – Creighton Preparatory School (26-9) 11, Millard North (28-12) 9
2003 – Omaha Westside (32-3) 8, Millard West (30-10) 6 (8 in.)
2002 – Millard North 6, Creighton Preparatory School 3
Creighton Preparatory School (32-5) 13, Millard North (24-10) 3
2001 – Millard West 14, Creighton Preparatory School 2
Creighton Preparatory School (25-10) 6, Millard West (33-6) 5
2000 – Omaha Burke 2, Millard West 1
Omaha Burke (22-10) 11, Millard West (25-12) 6
1999 – Omaha Westside 5, Papillion-La Vista 0
Omaha Westside (23-5) 6, Papillion-La Vista (22-10) 1

Single Elimination Championship Final

Year-Winner, Runner-Up

- 1998 – Papillion-La Vista (21-8) 8, Omaha Westside (23-7) 2
1997 – Papillion-La Vista (23-8) 4, Creighton Preparatory School (20-8) 3
1996 – Ralston (26-1) 6, Omaha Westside (20-12) 1
1995 – Ralston (16-7) 7, Creighton Preparatory School (18-6) 1
1994 – Omaha Northwest (23-1) 7, Omaha Westside (14-9) 5
1993 – Creighton Preparatory School (14-5) 5, Millard North (17-3) 4
1992 – Omaha Burke (20-6) 5, Creighton Preparatory School (17-7) 1
1991 – Ralston (16-2) 5, Millard North (14-4) 0
1990 – Millard North (20-3) 10, Omaha Westside (14-6) 9
1989 – Omaha Northwest (19-7) 3, Lincoln Northeast (16-8) 2 (14 inn.)
1988 – Ralston (18-6) 4, Lincoln Southeast (14-7) 2
1987 – Ralston (17-6) 10, Creighton Preparatory School (16-8) 2
1986 – Ralston (20-4) 4, Omaha Benson (15-7) 1
1985 – Omaha Northwest (24-1) 3,

- Millard South (15-8) 0
1984 – Omaha Northwest (19-0) 4, Millard South (14-6) 2
1983 – Omaha Northwest (21-1) 10, Millard South (14-8) 0
1982 – Omaha Northwest (24-4) 7, Omaha Westside (18-1) 3
1981 – Creighton Preparatory School (27-2) 10, Millard (17-6) 1
1980 – Millard (19-4) 1, Omaha Roncalli Catholic (17-7) 0, 8 inn.
1979 – Omaha Burke (19-3) 8, Lincoln Southeast (14-5) 4
1978 – Bellevue West (16-4) 4, Millard (15-7) 3
1977 – Lincoln Southeast (9-6) 5, Papillion (12-10) 2
1976 – Millard (19-4) 3, Omaha Westside (16-2-1) 2
1975 – Omaha Burke (16-2) 6, Lincoln Southeast (8-10) 1
1974 – Omaha Benson (14-6) 5, Omaha Northwest (10-10) 0
1973 – Omaha South (15-3) 2, Lincoln Northeast (9-7) 1 (Orval Smith)
1972 – Omaha Westside (16-2) 6, Omaha Benson (17-2) 1
1971 – Omaha Ryan (13-4) 8, Omaha South (8-10) 0
1970 – Omaha Burke (16-3) 1, Creighton Preparatory School (13-7) 0, 10 inn.
1969 – Creighton Preparatory School (19-0) 4, Omaha Westside (10-7) 3
1968 – Omaha Ryan (16-4) 6, Omaha Rummel 3
1967 – Omaha Ryan (15-4) 8, Lincoln Southeast (8-5) 2
1966 – Omaha Tech 5, Omaha Benson 2
1965 – Omaha Ryan (15-0) 3, Omaha South (12-2) 1
1964 – Omaha Ryan (17-1) 8, Lincoln High (4-8) 3
1963 – Lincoln High 2, Omaha Ryan 1
1962 – Lincoln Southeast 2, Central City 1
1961 – Lincoln Southeast 5, Lincoln Northeast 3
1960 – Lincoln Southeast (7-3) 3, Boys Town (8-4) 2
1959 – Boys Town 2, Omaha Cathedral 0
1958 – Lincoln Southeast (7-3) 4, Lincoln Northeast (8-4) 2, 13 inn.
1957 – Lincoln Northeast (5-5) 5, Omaha Cathedral (4-7) 0
1956 – Lincoln High (12-4) 8, Lincoln Northeast (7-5) 1
1955 – Lincoln High (10-3) 11, Boys Town 0
1954 – Lincoln High 3, Boys Town 0
1953 – Boys Town 2, Lincoln High (6-4) 1
1952 – Lincoln High 15, Curtis 0, 5 inn.
1951 – Lincoln High 8, Omaha Holy Name 4
1943-50 – *No Championship*
1942 – (AA) Creighton Preparatory School 5, Omaha North 1
1941 – (AA) Omaha South 2, Creighton Preparatory School 0
1940 – Creighton Preparatory School (14-1) 13, Lincoln High 2
1939 – Omaha Central (12-0) 7, Creighton Preparatory School (13-3) 1

CLASS B

Double Elimination Championship Final(s)

Year-Winner, Runner-Up

- 2021 – Beatrice (18-7) 5, Norris (26-9) 4
2020 – *No State Championship Held – COVID-19*
2019 – Bennington (20-5) 4, Hastings (21-8) 3 (9 in.)
2018 – Omaha Roncalli Catholic (18-5) 5, Norris (22-8) 4
2017 – Omaha Skutt Catholic (21-9) 6, Norris (24-5) 3, (12 in.)
2016 – Elkhorn (27-6) 4, Omaha Skutt Catholic (23-5) 3
2015 – Lincoln Pius X (20-6) 6, Norris (18-14) 3
2014 – Lincoln Pius X (26-6) 7, Omaha Skutt Catholic (19-8) 5
2013 – Norris (26-2) 3, Lincoln Pius X (18-3) 2
2012 – Lincoln Pius X (23-10) 2, Norris (29-6) 1

- 2011 – Gretna (25-4) 2, Elkhorn (21-10) 0
2010 – Omaha Gross Catholic 3, Omaha Skutt Catholic 1
Omaha Gross Catholic (15-14) 6,
Omaha Skutt Catholic (20-9) 0
2009 – Omaha Gross Catholic (17-13) 4,
Lincoln Pius X (18-13) 2
2008 – Omaha Skutt Catholic 3, Elkhorn 0
Elkhorn (21-10) 15,
Omaha Skutt Catholic (15-13) 2 (6 in.)

Single Elimination Championship Final

Year-Winner, Runner-Up

- 1981 – Omaha Roncalli (22-5) 3, Laurel (10-2) 0
1980 – Wakefield (13-0) 4, Omaha Ryan (13-9) 3
1979 – Omaha Ryan (10-11) 7, Wayne (13-1) 3
1978 – Omaha Paul VI (15-8) 5, Wakefield (11-3) 0
1977 – Omaha Ryan 8, Bancroft 0
1976 – Wayne (14-2) 2, Omaha Ryan (11-5) 1
1975 – Omaha Paul VI (11-8) 9, Allen (11-2) 2
1974 – Omaha Gross Catholic (10-12) 8, Lincoln Pius X 0
1973 – Omaha Gross Catholic (10-5) 5, Bancroft 0
1972 – Omaha Gross Catholic (12-3) 4, Dodge 1
1971 – Omaha Gross Catholic (13-3) 3, Centennial 0
1970 – Wayne (10-2) 6, Grand Island Central Catholic 3
1969 – Valley (8-1) 5, Wayne (13-1) 1
1968 – Wayne (11-0) 8, Norris 1
1967 – Ralston (12-7) 5, Norris 0
1966 – Dodge (11-0) 11, Sprague-Martell 6
1965 – Dodge (9-1) 8, Elmwood (11-3) 4
1964 – Seward Concordia 5, Elmwood 4
1963 – Arlington 10, Elmwood 4
1962 – Arlington 8, Seward Concordia 2
1961 – Creighton St. Ludgers 3, Arlington 2
1960 – Central City (10-2) 8, Lincoln Pius X 4
1959 – Seward Concordia (8-2) 4, Papillion (9-3-1) 1
1958 – Imperial (5-0) 9, Columbus St. Bonaventure (4-2) 3
1957 – Central City (6-0) 7, Imperial (3-1) 1
1956 – Central City 3, Imperial 0
1955 – Humphrey St. Francis (9-0) 1, Wausa (6-2) 0
1954 – Wisner (5-0) 1, Omaha Holy Name (10-5) 0
1953 – Omaha Holy Name (7-4) 12, Plainview 2
1952 – Omaha Holy Name (11-1) 8, Tecumseh 0
1951 – Millard 4, Riverton 0
1943-50 – *No Championship*
1942 – (A) Neligh 11, Papillion 5
(B) Springfield 5, Arlington 1
1941 – (A) Madison 1, Neligh 0
(B) Arlington 7, Osmond 0
1940 – Arlington 25, Steinauer 0, 5 inn.

CLASS C

Year-Winner, Runner-Up

- 1960 – Seward Concordia (12-2) 8, Papillion 0
1959 – Creighton St. Ludgers (10-0) 9, Filley (8-2) 0
1958 – Millard (10-4) 7, Center (7-2) 4
1957 – Center (8-0) 4, Dodge (6-2) 2
1956 – Dodge 8, Springfield 5
1955 – Creighton St. Ludgers (10-1) 11, Panama (10-3) 0
1954 – Humphrey St. Francis 2, Clarks 1
1953 – Adams (13-0) 2, Dodge (6-2) 0
1952 – Dodge 5, Clarks 4
1943-51 *No Championship*
1942 – Filley 6, Yutan 5
1941 – Burchard 11, Malmo 2
1940 – Millard 2, Springfield 1

CLASS D

Year-Winner, Runner-Up

- 1954 – Millard 4, Filley 2
1953 – Millard (11-0) 10, Oakdale 0
1952 – Prague (5-0) 4, Oakdale (10-1) 3

NSAA Baseball Championship Bests

MOST STATE CHAMPIONSHIP APPEARANCES

Millard South, 43
 Creighton Preparatory School, 40
 Omaha Westside, 36
 Lincoln Southeast, 34
 Millard North, 28
 Papillion-La Vista, 26
 Millard West, 24
 Ralston, 22
 Lincoln High, 20
 Omaha Gross Catholic, 19
 Omaha Northwest, 19
 Omaha Burke, 18
 Lincoln Northeast, 17
 Lincoln Pius X, 17
 Elkhorn, 15
 Omaha Skutt Catholic, 15
 Norris, 13
 Omaha Bryan, 13
 Arlington, 11
 Omaha Roncalli Catholic (Rummel), 11
 Omaha South, 11
 Grand Island, 9
 Lincoln Southwest, 9
 Papillion-La Vista South, 9
 Gretna, 8
 Lincoln East, 7
 Bellevue West, 6
 Elkhorn South, 6
 Beatrice, 5
 Omaha Benson, 5
 Waverly, 5

MOST STATE CHAMPIONSHIPS

Creighton Preparatory School, 12
 Millard South, 8
 Omaha Westside, 8
 Ralston, 7
 Omaha Ryan, 7
 Lincoln High, 6
 Omaha Gross Catholic, 6
 Omaha Northwest, 6
 Lincoln Southeast, 5
 Omaha Burke, 5
 Arlington, 4
 Dodge, 4
 Central City, 3
 Creighton St. Ludgers, 3
 Elkhorn, 3
 Lincoln Pius X, 3
 Seward Concordia, 3
 Wayne, 3

CONSECUTIVE STATE CHAMPIONSHIPS

Omaha Gross Catholic, 4 (B/1971-74)
 Omaha Northwest, 4 (A/1982-85)
 Lincoln High, 3 (A/1954-56)
 Lincoln Southeast, 3 (A/1960-62)
 Omaha Westside, 3 (A/2013-15)
 Ralston, 3 (A/1986-88)
 Creighton Preparatory School, 3 (A/2016-18)
 Arlington, 2 (B/1940-41)
 Arlington, 2 (B/1962-63)

Central City, 2 (B/1956-57)
 Creighton Preparatory School, 2 (A/2001-02)
 Dodge, 2 (B/1965-66)
 Elkhorn, 2 (A/2007, B/2008)
 Lincoln High, 2 (A/1951-52)
 Lincoln Pius X, 2 (B/2014-15)
 Millard, 2 (D/1953-54)
 Omaha Gross Catholic, 2 (B/2009-10)
 Omaha Holy Name, 2 (B/1952-53)
 Omaha Ryan, 2 (A/1964-65)
 Papillion-La Vista, 2 (A/1997-98)
 Papillion-La Vista South, 2 (A/2010-11)
 Ralston, 2 (A/1995-96)

MOST TIMES IN FINALS

Creighton Preparatory School, 22
 Millard South, 17
 Omaha Westside, 17
 Omaha Ryan, 10
 Lincoln High, 9
 Lincoln Southeast, 9
 Millard West, 9
 Norris, 8
 Dodge, 7
 Lincoln Northeast, 7
 Lincoln Pius X, 7
 Millard North, 7
 Omaha Northwest, 7
 Papillion-La Vista, 7
 Ralston, 7
 Arlington, 6
 Omaha Gross Catholic, 6
 Boys Town, 5

Omaha Burke, 5
 Omaha Skutt Catholic, 5
 Wayne, 5
 Central City, 4
 Elkhorn, 4
 Omaha Benson, 4
 Omaha Holy Name, 4
 Omaha South, 4
 Seward Concordia, 4
 Omaha Roncalli Catholic (Rummel), 4
 Elmwood, 3
 Imperial, 3
 Springfield, 3
 Omaha Cathedral, 2
 Papillion-La Vista South, 2
 Beatrice, 1
 Bellevue West, 1
 Bennington, 1
 Curtis, 1
 Grand Island, 1
 Gretna, 1
 Hastings, 1
 Omaha Central, 1
 Omaha North, 1
 Omaha Technical, 1
 Yutan, 1




CALLAM

SPORTS PHOTOGRAPHY

WWW.CALLAMSPORTSPHOTO.COM
 EMAIL: CALLAMSPORTS@GMAIL.COM
 PHONE: 402-499-5630



SCHOOL TEAM AND INDIVIDUAL PHOTOS



EVENT PHOTOGRAPHY



TAKE YOUR CAREER TO NEW HEIGHTS

APPLY TODAY!

www.DuncanAviation.aero/careers



		vs.	Field:										Umpire:						
Date:		Start Time:					Length:												
#	Batter	1	2	3	4	5	6	7	8	9	10	AB	H	K	BB	R	RBI	E	
#	Pitcher	IP	BF	H	R	ER	BB	K	HBP	WP	BK	#	Catcher	PB	CS	SB			



(cs) BY-HO-2A

		vs.	Field:										Umpire:						
Date:		Start Time:					Length:												
#	Batter	1	2	3	4	5	6	7	8	9	10	AB	H	K	BB	R	RBI	E	
#	Pitcher	IP	BF	H	R	ER	BB	K	HBP	WP	BK	#	Catcher	PB	CS	SB			



(cs) BY-HO-2A